

Trailer Trucking Festival 2017
MK Scandia

V8 Thunder Cars
Laptimes - Qualification

25 - 26 August 2017
Mantorp Park - 1868 mtr.

Nbr	Name	Laps	lap	Lap ..1	Lap ..2	Lap ..3	Lap ..4	Lap ..5	Lap ..6	Lap ..7	Lap ..8	Lap ..9	Lap ..0
7	Mattias Lindberg	13	1 - 10	1:15.761	57.989	52.318	50.057	49.240	54.079	53.184	16:17.700	53.615	49.489
			11 - 20	49.522	54.476	55.910							
96	Marcus Palmér	10	1 - 10	1:07.892	54.380	50.598	49.798	51.039	49.902	49.563	50.630	49.625	54.272
23	Henri Tuomaala	18	1 - 10	1:09.187	54.419	50.294	49.981	49.679	49.607	50.232	49.941	50.000	55.788
			11 - 20	6:06.793	1:01.854	52.005	50.392	50.315	52.475	49.803	1:07.062		
77	Alexander Graff	18	1 - 10	1:21.467	1:15.300	57.767	50.239	49.922	50.590	50.475	49.885	52.682	8:13.124
			11 - 20	49.707	50.200	54.164	3:53.712	49.976	50.149	49.831	56.197		
42	Christoffer Bergström	14	1 - 10	1:01.735	51.485	51.321	50.290	49.786	49.882	50.460	53.689	4:47.692	49.830
			11 - 20	50.419	50.280	50.272	53.990						
17	Emma Kimiläinen	22	1 - 10	1:01.738	51.754	50.828	50.859	50.237	50.285	50.360	50.815	55.311	7:23.421
			11 - 20	50.408	50.509	50.911	50.146	1:03.445	3:16.859	51.098	51.300	50.194	50.782
			21 - 30	50.435	1:00.512								
86	Freddie Magnusson	18	1 - 10	1:24.593	10:23.705	52.428	51.961	55.711	53.646	2:17.592	50.849	50.864	50.975
			11 - 20	50.838	1:14.261	3:02.111	51.945	50.470	50.417	50.250	1:02.819		
92	Toni Lähtenmäki	18	1 - 10	1:02.974	1:00.699	51.033	50.798	50.786	53.176	53.898	57.089	3:59.391	53.079
			11 - 20	50.417	56.520	5:15.418	57.075	50.720	51.129	58.355	1:03.444		
27	Edvin Hellsten	26	1 - 10	1:09.494	53.334	51.158	50.652	50.975	52.142	50.977	51.732	50.969	54.723
			11 - 20	4:04.022	50.722	50.502	50.673	50.631	50.665	52.916	3:52.882	51.179	50.972
			21 - 30	50.828	56.542	56.845	50.816	50.742	57.048				
26	Janne Koikkalainen	25	1 - 10	1:14.917	1:04.627	54.623	52.295	52.477	56.499	52.565	51.784	51.829	56.400
			11 - 20	2:43.985	51.516	51.984	51.086	50.996	53.812	3:04.127	51.627	51.381	51.353
			21 - 30	51.681	51.057	51.449	51.425	1:04.879					
19	Emelie Liljeström	14	1 - 10	1:02.235	53.798	53.163	52.673	52.144	52.232	56.073	3:22.874	52.915	52.142
			11 - 20	51.718	51.302	53.426	56.276						
21	Andreas Nilsson	24	1 - 10	1:20.478	1:03.803	53.117	51.957	51.499	52.250	51.638	51.597	56.401	3:06.265
			11 - 20	51.324	52.028	52.277	52.070	51.761	52.176	51.483	51.700	53.159	1:00.717
			21 - 30	3:58.431	52.466	52.853	1:05.615						
11	Robert Möller	20	1 - 10	1:16.334	54.496	51.974	52.003	52.043	1:05.781	51.953	51.333	53.306	58.934
			11 - 20	10:19.432	52.981	52.177	51.718	52.181	51.536	51.932	52.001	52.318	1:19.674
24	Petri Blomqvist	12	1 - 10	52.660	51.829	3:39.653	51.853	51.862	51.822	51.691	51.521	4:25.040	52.202
			11 - 20	52.547	52.253								
75	Markku Blomqvist	23	1 - 10	1:11.029	58.950	53.529	52.530	53.699	53.384	52.692	1:01.452	3:10.616	52.853
			11 - 20	51.872	52.129	52.706	51.860	51.964	53.111	51.962	1:04.933	7:21.488	56.493
			21 - 30	54.493	52.955	53.110							
16	Mika Mäkinen	9	1 - 10	1:04.191	57.186	53.343	53.736	54.158	53.928	53.945	1:12.935	4:41.394	



Trailer Trucking Festival 2017
MK Scandia

Heat name : V8 Thunder Cars - Qualification
Heat Date : 25 August 2017
Weather :
CIRCUITNAME : Mantorp Park - 1868 mtr.

Participants Started	: 16	Participants Classified	: 16
Participants Finished	: 1	Participants Not Classified	: 0
Participants Not Finished	: 15		

Green flag at	: 16:30:00	Heat recording start time	: 15:32:51
Finish flag waved at	: 17:00:00	Heat recording end time	: 17:00:36
Total time under Green	: 30:00	Total of All Laps in Heat	: 284
Number of cautions	: 0	Total time under Yellow	: 00:00:00
Number of code-60's	: 0	Total time under Code-60	: 00:00:00

Best Lap time history during the Heat

#	Nbr	lap time	in lap	Name	Car	time of day
1	17	51.754	2	Emma Kimiläinen	Ford Mustang	16:32:05
2	42	51.485	2	Christoffer Bergström	Chevrolet Camaro	16:32:07
3	17	50.828	3	Emma Kimiläinen	Ford Mustang	16:32:55
4	96	50.598	3	Marcus Palmér	Chevrolet Camaro	16:33:17
5	42	50.290	4	Christoffer Bergström	Chevrolet Camaro	16:33:49
6	96	49.798	4	Marcus Palmér	Chevrolet Camaro	16:34:06
7	42	49.786	5	Christoffer Bergström	Chevrolet Camaro	16:34:39
8	7	49.240	5	Matias Lindberg	Ford Mustang -16	16:35:36

Trailer Trucking Festival 2017

MK Scandia

V8 Thunder Cars

Revision 2 - Result of Qualification

25 - 26 August 2017
Mantorp Park - 1868 mtr.

Pos	Nbr	Name Entrant	Car Club	Laps	Fastest	In	Gap	2nd time
1	23	Henri Tuomaala (FIN) racinGPalvelu	Chevrolet Camaro LahUA	18	49.607	6		49.679
2	77	Alexander Graff (SWE) Memphis Racing	Chevrolet Camaro SSK	18	49.707	11	0.100	49.831
3	42	Christoffer Bergström (SWE) Team Pampas	Chevrolet Camaro SSK	14	49.786	5	0.179	49.830
4	17	Emma Kimiläinen (FIN) MikaRacing	Ford Mustang AL-Hki	22	50.146	14	0.539	50.194
5	86	Freddie Magnusson (SWE) Memphis Racing	Chevrolet Camaro Jämtlands MK	18	50.250	17	0.643	50.417
6	92	Toni Lähteenmäki (FIN) Racing Team Lähteenmäki	Chevrolet Camaro AMM	18	50.417	11	0.810	50.720
7	27	Edvin Hellsten (SWE) Nova Racing	Chevrolet Camaro -16 KAK	26	50.502	13	0.895	50.631
8	26	Janne Koikkalainen (FIN) racinGPalvelu	Chevrolet Camaro HRF	25	50.996	15	1.389	51.057
9	19	Emelie Liljeström (SWE) Bryntesson Motorsport	Ford Mustang -16 Västerås Motorsällskap	14	51.302	12	1.695	51.718
10	21	Andreas Nilsson (SWE) Racebil.se	Chevrolet Camaro MK Rimo	24	51.324	11	1.717	51.483
11	11	Robert Möller (SWE) Möller Racing	Dodge Challenger SHRA Mantorp	20	51.333	8	1.726	51.536
12	24	Petri Blomqvist (FIN) Fast Fellow Racing	Chevrolet Camaro -16 Ahvenis to Auto	12	51.521	8	1.914	51.691
13	75	Markku Blomqvist (FIN) Fast Fellow Racing	Chevrolet Camaro Ahvenis to Auto	23	51.860	14	2.253	51.872
14	16	Mika Mäkinen (FIN) MikaRacing	Chevrolet Camaro HyUA	9	53.343	3	3.736	53.736
Not Qualified Qualification maxima (110% of 49.470) = 54.417 Qualification minima : 5 Laps								
EXC	7	Mattias Lindberg (SWE) Bryntesson Motorsport	Ford Mustang -16 Hässleholms Motorklubb	13	49.240	5		49.489
EXC	96	Marcus Palmér (SWE) Team Pampas	Chevrolet Camaro KAK	10	49.563	7		49.625

Bil nr 7 Disqualification from qualification after technical control
Bil nr 96 Disqualification from qualification after technical control


Fastest time : 49.240 in lap 5 by nbr. 7 : Mattias Lindberg (Ford Mustang -16)

Publication-time

Results: www.raceresults.se

Timekeeping by : MB Racesupport AB

Time Printed : 25-08-2017 - 19:33

Tävingsledare	Domare	Timekeeper	
Max Lundgren	Mikael Carlsson	Alex Möller	
Page 1 of 1	Results remain provisional pending technical examination and decisions from the stewards of the meeting		

Trailer Trucking Festival 2017
MK Scandia

V8 Thunder Cars
Laptimes - Race 1

25 - 26 August 2017
Mantorp Park - 1868 mtr.

Nbr	Name	Laps	lap	Lap ..1	Lap ..2	Lap ..3	Lap ..4	Lap ..5	Lap ..6	Lap ..7	Lap ..8	Lap ..9	Lap ..0
23	Henri Tuomaala	25	1 - 10	55.123	50.146	50.471	50.105	50.345	50.079	50.132	50.187	50.547	50.316
			11 - 20	50.388	50.514	50.382	50.631	50.573	50.573	50.584	50.348	50.456	50.605
			21 - 30	50.759	50.863	51.186	52.518	52.358					
77	Alexander Graff	25	1 - 10	54.038	50.650	50.312	50.180	50.354	49.878	50.335	50.680	50.429	50.540
			11 - 20	51.009	50.555	50.244	50.624	50.483	50.621	50.566	50.616	50.415	50.441
			21 - 30	50.806	51.891	50.949	50.825	51.523					
86	Freddie Magnusson	25	1 - 10	53.391	50.628	50.580	50.568	50.483	50.524	50.633	50.662	50.734	50.692
			11 - 20	50.863	50.864	50.678	50.788	50.760	50.824	50.647	50.739	50.817	51.241
			21 - 30	52.095	51.382	51.293	50.890	51.421					
27	Edvin Hellsten	25	1 - 10	53.561	51.126	51.027	50.773	50.510	50.855	50.545	50.470	50.599	50.631
			11 - 20	50.811	51.179	51.043	50.737	50.533	50.959	51.404	51.134	51.176	51.097
			21 - 30	51.638	51.587	51.719	51.537	52.244					
7	Mattias Lindberg	25	1 - 10	55.689	51.684	50.162	49.925	49.951	50.633	50.253	50.339	51.365	50.900
			11 - 20	51.168	50.452	50.376	50.343	50.420	50.628	50.652	50.634	50.568	50.340
			21 - 30	50.659	51.328	51.207	51.234	1:03.916					
42	Christoffer Bergström	25	1 - 10	54.856	50.839	50.915	50.679	50.622	50.917	50.445	50.321	50.637	50.529
			11 - 20	50.630	50.977	50.776	50.974	50.884	51.248	50.859	50.991	51.069	51.152
			21 - 30	51.730	51.977	52.282	51.808	53.884					
92	Toni Lähteenmäki	25	1 - 10	53.970	51.220	50.979	51.406	50.807	51.168	50.660	50.897	50.776	50.940
			11 - 20	50.978	51.618	52.767	53.700	51.249	51.191	51.226	51.377	51.139	51.596
			21 - 30	52.180	51.933	52.087	52.275	52.817					
21	Andreas Nilsson	25	1 - 10	53.894	52.157	51.783	52.098	52.215	52.451	52.321	51.844	52.089	51.963
			11 - 20	52.102	52.721	52.814	53.099	52.561	52.105	52.386	52.953	52.397	52.098
			21 - 30	52.096	51.319	51.516	52.380	52.065					
24	Petri Blomqvist	25	1 - 10	57.237	52.702	53.340	52.239	51.676	52.051	52.100	52.628	52.034	51.602
			11 - 20	55.841	51.591	51.168	51.518	51.534	51.716	51.386	51.836	52.410	51.624
			21 - 30	52.038	52.052	51.223	52.270	51.856					
26	Janne Koikkalainen	25	1 - 10	57.540	52.318	52.795	51.830	51.919	51.479	51.555	52.132	51.366	51.933
			11 - 20	51.793	51.574	52.669	52.519	53.296	52.191	51.903	52.523	53.162	52.645
			21 - 30	52.037	54.295	52.411	51.637	52.467					
19	Emelie Liljeström	24	1 - 10	55.511	52.842	52.029	53.381	51.984	51.664	51.885	51.904	51.619	52.571
			11 - 20	52.028	51.965	52.328	52.515	52.819	52.693	51.886	52.441	53.668	1:19.717
			21 - 30	52.541	53.170	52.806	52.820						
16	Mika Mäkinen	24	1 - 10	1:02.070	53.856	53.904	54.665	55.035	54.857	54.240	54.089	54.343	53.796
			11 - 20	57.727	58.071	55.098	55.153	53.654	54.115	53.822	54.643	55.527	53.996
			21 - 30	53.625	52.913	53.061	52.780						
11	Robert Möller	24	1 - 10	1:04.254	53.120	52.545	54.496	1:00.501	1:24.451	53.361	53.304	51.761	52.330
			11 - 20	52.026	51.775	52.074	54.506	52.200	51.733	52.009	52.010	52.096	52.687
			21 - 30	53.683	53.596	52.656	53.002						
96	Marcus Palmér	23	1 - 10	54.320	50.616	50.174	50.548	50.273	50.742	50.455	50.530	51.662	50.925
			11 - 20	51.420	51.982	52.890	55.593	57.199	1:04.694	2:28.864	51.544	51.603	51.897
			21 - 30	51.643	51.247	50.891							

Trailer Trucking Festival 2017
MK Scandia

V8 Thunder Cars
Laptimes - Race 1

25 - 26 August 2017
Mantorp Park - 1868 mtr.

Nbr	Name	Laps	lap	Lap ..1	Lap ..2	Lap ..3	Lap ..4	Lap ..5	Lap ..6	Lap ..7	Lap ..8	Lap ..9	Lap ..0
75	Markku Blomqvist	21	1 - 10	56.431	52.520	53.605	54.288	53.801	53.706	53.752	1:08.001	2:18.530	52.699
			11 - 20	53.437	55.271	54.294	1:01.643	2:05.063	52.629	54.704	53.645	52.930	56.000
			21 - 30	53.085									
17	Emma Kimiläinen	25	1 - 10	54.435	50.973	50.974	50.759	50.692	51.690	50.753	50.546	51.083	50.644
			11 - 20	50.107	50.321	50.214	50.812	50.192	50.376	50.745	50.200	50.734	51.120
			21 - 30	51.316	51.497	50.806	50.783	50.806					

Trailer Trucking Festival 2017

MK Scandia

25 - 26 August 2017
Mantorp Park - 1868 mtr.

Starting grid - V8 Thunder Cars - Race 1

Start Time : 11:20 - Heat Duration : 20 Minutes And 1 lap

Pos	Nbr	Name	time
-----	-----	------	------

Pos	Nbr	Name	time
-----	-----	------	------

----- STARTLINE -----

Pole Left

1	23	Henri Tuomaala	49.607
3	42	Christoffer Bergström	49.786
5	86	Freddie Magnusson	50.250
7	27	Edvin Hellsten	50.502
9	19	Emelie Liljeström	51.302
11	11	Robert Möller	51.333
13	75	Markku Blomqvist	51.860
15	7	Mattias Lindberg	

Row 1

Row 2

Row 3

Row 4

Row 5

Row 6

Row 7

Row 8

2	77	Alexander Graff	49.707
4	17	Emma Kimiläinen	50.146
6	92	Toni Lähteenmäki	50.417
8	26	Janne Koikkalainen	50.996
10	21	Andreas Nilsson	51.324
12	24	Petri Blomqvist	51.521
14	16	Mika Mäkinen	53.343
16	96	Marcus Palmér	



Trailer Trucking Festival 2017
MK Scandia

Heat name : V8 Thunder Cars - Race 1
Heat Date : 26 August 2017
Weather :
CIRCUITNAME : Mantorp Park - 1868 mtr.

Participants Started	: 16	Participants Classified	: 15
Participants Finished	: 16	Participants Not Classified	: 1
Participants Not Finished	: 0		

Green flag at	: 11:27:25	Heat recording start time	: 11:19:38
Finish flag waved at	: 11:48:35	Heat recording end time	: 11:49:58
Total time under Green	: 21:10	Total of All Laps in Heat	: 391
Number of cautions	: 0	Total time under Yellow	: 00:00:00
Number of code-60's	: 0	Total time under Code-60	: 00:00:00

Leader history during the Heat

#	Nbr	Lap	to Lap	Name	Car
1	23	1	25	Henri Tuomaala	Chevrolet Camaro

Best Lap time history during the Heat

#	Nbr	lap time	in lap	Name	Car	time of day
1	23	55.123	1	Henri Tuomaala	Chevrolet Camaro	11:28:20
2	77	54.038	1	Alexander Graff	Chevrolet Camaro	11:28:21
3	86	53.391	1	Freddie Magnusson	Chevrolet Camaro	11:28:21
4	23	50.146	2	Henri Tuomaala	Chevrolet Camaro	11:29:10
5	23	50.105	4	Henri Tuomaala	Chevrolet Camaro	11:30:51
6	7	49.925	4	Mattias Lindberg	Ford Mustang -16	11:30:58
7	77	49.878	6	Alexander Graff	Chevrolet Camaro	11:32:32

Summary of number of laps in the lead

#	Nbr	Name	Car	# Laps in the lead
1	23	Henri Tuomaala	Chevrolet Camaro	25

Trailer Trucking Festival 2017

MK Scandia

V8 Thunder Cars Result of Race 1

25 - 26 August 2017
Mantorp Park - 1868 mtr.

Started: 16

Classified: 15

Not Classified: 1

Pos	Nbr	Name Entrant	Car CITY / Club	Gap	Total time		Fastest		In	
					h m sec	Km/h	SEC	Km/h		
1	23	Henri Tuomaala racinGPalvelu	Chevrolet Camaro LahUA	-- 25 laps --	21:10.189	132.35	50.079	134.28	6	
2	77	Alexander Graff Memphis Racing	Chevrolet Camaro SSK	0.381	21:10.570	132.31	49.878	134.82	6	
3	86	Freddie Magnusson Memphis Racing	Chevrolet Camaro Jämtlands MK	6.969	21:17.158	131.63	50.483	133.21	5	
4	27	Edvin Hellsten Nova Racing	Chevrolet Camaro -16 KAK	12.962	21:23.151	131.02	50.470	133.24	8	
5	7	Mattias Lindberg Bryntesson Motorsport	Ford Mustang -16 Hässleholms Motorklubb	20.277	21:30.466	130.27	49.925	134.70	4	
6	42	Christoffer Bergström Team Pampas	Chevrolet Camaro SSK	23.281	21:33.470	129.97	50.321	133.64	8	
7	92	Toni Lähteenmäki Racing Team Lähteenmäki	Chevrolet Camaro AMM	25.158	21:35.347	129.78	50.660	132.74	7	
8	21	Andreas Nilsson Racebil.se	Chevrolet Camaro MK Rimo	42.453	21:52.642	128.07	51.319	131.04	22	
9	24	Petri Blomqvist Fast Fellow Racing	Chevrolet Camaro -16 Ahvenisto Auto	43.153	21:53.342	128.00	51.168	131.43	13	
10	26	Janne Koikkalainen racinGPalvelu	Chevrolet Camaro HRF	46.900	21:57.089	127.64	51.366	130.92	9	
11	19	Emelie Liljeström Bryntesson Motorsport	Ford Mustang -16 Västerås Motorsällskap	-- 24 laps --	21:33.869	124.73	51.619	130.28	9	
12	16	Mika Mäkinen MikaRacing	Chevrolet Camaro HyUA	27.781	22:01.650	122.11	52.780	127.41	24	
13	11	Robert Möller Möller Racing	Dodge Challenger SHRA Mantorp	29.006	22:02.875	122.00	51.733	129.99	16	
14	96	Marcus Palmér Team Pampas	Chevrolet Camaro KAK	-- 23 laps --	21:47.625	118.28	50.174	134.03	3	
15	75	Markku Blomqvist Fast Fellow Racing	Chevrolet Camaro Ahvenisto Auto	-- 21 laps --	21:55.796	107.32	52.520	128.04	2	
Not Classified		Classification limit (70% of 25 Laps) = 17 Laps								
EXC	17	Emma Kimiläinen MikaRacing	Ford Mustang AL-Hki	-- 25 laps --	21:15.620	131.79	50.107	134.21	11	

Car no 17 is excluded from the result, ignoring black flag

Fastest time: 49.878 in lap 6 by nbr. 77 : Alexander Graff (Chevrolet Camaro)

Publication-time

Results: www.raceresults.se

Timekeeping by : MB Racesupport AB

Time Printed 26-08-2017 - 11:57

Tävlingsledare	Domare	Timekeeper	
Mikael Andersson	Mikael Carlsson	Alex Möller	
Page 1 of 1	Results remain provisional pending technical examination and decisions from the stewards of the meeting		

Trailer Trucking Festival 2017
MK Scandia

V8 Thunder Cars
Laptimes - Race 2

25 - 26 August 2017
Mantorp Park - 1868 mtr.

Nbr	Name	Laps	lap	Lap ..1	Lap ..2	Lap ..3	Lap ..4	Lap ..5	Lap ..6	Lap ..7	Lap ..8	Lap ..9	Lap ..0
77	Alexander Graff	25	1 - 10	53.111	50.221	50.172	50.269	50.338	50.543	50.759	50.461	50.107	50.287
			11 - 20	50.216	50.785	50.626	50.565	50.587	50.583	50.728	51.769	50.832	50.940
			21 - 30	50.864	50.941	51.035	51.111	51.268					
96	Marcus Palmér	25	1 - 10	53.597	50.406	50.796	49.892	50.304	50.288	49.910	50.045	50.272	50.349
			11 - 20	50.899	50.599	50.181	50.236	50.475	50.563	50.613	50.962	50.876	50.629
			21 - 30	50.739	51.312	51.196	50.906	51.490					
42	Christoffer Bergström	25	1 - 10	54.223	50.796	50.593	50.475	50.327	50.438	50.601	50.466	50.467	50.436
			11 - 20	50.523	50.624	50.590	50.580	50.560	50.845	50.648	51.642	51.076	50.762
			21 - 30	50.608	51.358	51.549	50.988	52.030					
86	Freddie Magnusson	25	1 - 10	53.186	50.953	50.365	50.626	50.261	50.565	50.525	50.585	50.685	50.577
			11 - 20	50.774	50.467	50.801	50.680	51.684	51.513	50.536	50.373	50.742	50.876
			21 - 30	50.692	50.813	51.417	51.294	51.184					
7	Mattias Lindberg	25	1 - 10	53.730	50.645	51.388	50.013	50.320	50.217	50.309	50.468	50.242	50.232
			11 - 20	50.236	50.200	50.444	50.933	50.834	53.561	51.117	51.248	51.273	51.717
			21 - 30	51.432	51.463	51.402	51.691	51.774					
27	Edvin Hellsten	25	1 - 10	53.930	51.145	50.790	50.590	50.458	51.079	50.608	50.544	51.028	50.699
			11 - 20	50.775	50.771	51.735	51.271	51.039	52.415	51.245	51.095	51.261	51.049
			21 - 30	51.191	51.011	51.303	51.377	51.605					
17	Emma Kimiläinen	25	1 - 10	54.108	50.932	50.580	50.596	50.328	50.400	50.649	51.117	50.433	50.158
			11 - 20	50.784	50.612	50.424	50.601	51.161	1:00.201	52.402	50.514	50.182	51.004
			21 - 30	50.862	51.317	50.661	50.737	51.061					
92	Toni Lähtenmäki	25	1 - 10	54.431	52.148	51.897	50.690	50.592	50.838	50.819	50.886	51.046	51.078
			11 - 20	50.943	51.156	51.017	51.073	51.049	51.364	51.167	51.240	51.088	51.004
			21 - 30	51.879	51.315	51.225	51.146	51.441					
21	Andreas Nilsson	25	1 - 10	53.740	51.253	53.383	51.834	52.096	51.988	51.537	52.970	51.843	51.436
			11 - 20	51.864	51.908	51.718	51.458	51.864	51.805	51.754	51.697	51.545	51.609
			21 - 30	51.798	51.754	52.103	52.098	52.223					
24	Petri Blomqvist	25	1 - 10	55.630	52.119	51.752	52.092	51.263	51.121	51.399	53.096	52.888	51.948
			11 - 20	52.912	50.791	51.536	51.695	51.608	51.675	50.913	51.322	51.638	51.336
			21 - 30	52.708	51.486	51.518	52.211	52.274					
75	Mar kku Blomqvist	25	1 - 10	55.887	52.457	51.685	52.075	52.060	51.425	51.624	51.867	52.302	52.342
			11 - 20	52.856	52.165	51.957	52.229	52.215	52.398	51.047	51.964	52.198	52.353
			21 - 30	52.542	52.607	52.688	54.617	53.962					
16	Mika Mäkinen	25	1 - 10	56.000	52.392	51.569	52.317	52.159	53.082	52.920	52.964	52.722	53.028
			11 - 20	52.637	52.360	52.228	52.106	52.241	52.838	52.805	52.392	52.540	52.873
			21 - 30	52.701	52.288	52.528	52.474	55.368					
19	Emelie Liljeström	24	1 - 10	57.299	52.386	51.924	51.832	51.760	1:02.524	52.469	52.254	52.697	51.922
			11 - 20	52.334	52.425	52.195	52.118	52.310	52.488	52.285	52.733	52.535	52.205
			21 - 30	52.851	52.748	54.390	52.744						
11	Robert Möller	24	1 - 10	57.666	52.338	52.096	51.746	52.724	53.912	59.611	52.148	51.928	51.616
			11 - 20	52.043	51.826	51.679	51.806	1:01.513	52.286	52.818	53.342	52.685	52.043
			21 - 30	51.760	52.230	52.283	52.509						



Trailer Trucking Festival 2017
MK Scandia

V8 Thunder Cars
Laptimes - Race 2

25 - 26 August 2017
Mantorp Park - 1868 mtr.

Nbr	Name	Laps	lap	Lap ..1	Lap ..2	Lap ..3	Lap ..4	Lap ..5	Lap ..6	Lap ..7	Lap ..8	Lap ..9	Lap ..0
26	Janne Koikkalainen	23	1 - 10	55.827	52.098	51.759	53.176	51.619	51.736	51.201	51.750	52.695	52.239
			11 - 20	51.927	51.293	51.454	51.599	51.831	52.538	51.857	51.531	51.478	51.780
			21 - 30	51.831	51.455	51.822							
23	Henri Tuomaala	4	1 - 10	54.792	49.992	50.112	1:02.305						

Trailer Trucking Festival 2017

MK Scandia

25 - 26 August 2017
Mantorp Park - 1868 mtr.

Starting grid - V8 Thunder Cars - Race 2

Start Time : 14:20 - Heat Duration : 20 Minutes And 1 lap

Pos	Nbr	Name	time
-----	-----	------	------

Pos	Nbr	Name	time
-----	-----	------	------

----- STARTLINE -----

Pole Left

1	23	Henri Tuomaala	49.679
3	77	Alexander Graff	49.831
5	86	Freddie Magnusson	50.417
7	92	Toni Lähteenmäki	50.720
9	21	Andreas Nilsson	51.483
11	24	Petri Blomqvist	51.691
13	75	Markku Blomqvist	51.872
15	7	Mattias Lindberg	

Row 1

Row 2

Row 3

Row 4


Row 5

Row 6

Row 7

Row 8

2	42	Christoffer Bergström	49.830
4	17	Emma Kimiläinen	50.194
6	27	Edvin Hellsten	50.631
8	26	Janne Koikkalainen	51.057
10	11	Robert Möller	51.536
12	19	Emelie Liljeström	51.718
14	16	Mika Mäkinen	53.736
16	96	Marcus Palmér	

Results: www.raceresults.se			Publication-time
Tävingsledare		Domare	Timekeeping by : MB Racesupport AB
Max Lundgren		Mikael Carlsson	Time Printed 26-08-2017 - 09:55
		Timekeeper	
		Alex Möller	
Page 1 of 1	Results remain provisional pending technical examination and decisions from the stewards of the meeting		



Trailer Trucking Festival 2017
MK Scandia

Heat name : V8 Thunder Cars - Race 2
Heat Date : 26 August 2017
Weather :
CIRCUITNAME : Mantorp Park - 1868 mtr.

Participants Started	: 16	Participants Classified	: 15
Participants Finished	: 14	Participants Not Classified	: 1
Participants Not Finished	: 2		

Green flag at	: 14:36:24	Heat recording start time	: 14:07:13
Finish flag waved at	: 14:57:35	Heat recording end time	: 14:58:47
Total time under Green	: 21:11	Total of All Laps in Heat	: 375
Number of cautions	: 0	Total time under Yellow	: 00:00:00
Number of code-60's	: 0	Total time under Code-60	: 00:00:00

Leader history during the Heat

#	Nbr	Lap	to Lap	Name	Car
1	23	1	3	Henri Tuomaala	Chevrolet Camaro
2	77	4	25	Alexander Graff	Chevrolet Camaro

Best Lap time history during the Heat

#	Nbr	lap time	in lap	Name	Car	time of day
1	23	54.792	1	Henri Tuomaala	Chevrolet Camaro	14:37:19
2	77	53.111	1	Alexander Graff	Chevrolet Camaro	14:37:19
3	23	49.992	2	Henri Tuomaala	Chevrolet Camaro	14:38:09
4	96	49.892	4	Marcus Palmér	Chevrolet Camaro	14:39:54

Summary of number of laps in the lead

#	Nbr	Name	Car	# Laps in the lead
1	77	Alexander Graff	Chevrolet Camaro	22
2	23	Henri Tuomaala	Chevrolet Camaro	3

Trailer Trucking Festival 2017

MK Scandia

V8 Thunder Cars
Result of Race 2

25 - 26 August 2017
Mantorp Park - 1868 mtr.

Started: 16

Classified: 15

Not Classified: 1

Pos	Nbr	Name Entrant	Car CITY / Club	Gap	Total time		Fastest		In
					h m sec	Km/h	SEC	Km/h	
1	77	Alexander Graff (SWE) Memphis Racing	Chevrolet Camaro SSK	-- 25 laps --	21:11.307	132.24	50.107	134.21	9
2	96	Marcus Palmér (SWE) Team Pampas	Chevrolet Camaro KAK	1.999	21:13.306	132.03	49.892	134.79	4
3	42	Christoffer Bergström (SWE) Team Pampas	Chevrolet Camaro SSK	3.534	21:14.841	131.87	50.327	133.62	5
4	86	Freddie Magnusson (SWE) Memphis Racing	Chevrolet Camaro Jämtlands MK	3.973	21:15.280	131.82	50.261	133.80	5
5	7	Mattias Lindberg (SWE) Bryntesson Motorsport	Ford Mustang -16 Hässleholms Motorklubb	11.587	21:22.894	131.04	50.013	134.46	4
6	27	Edvin Hellsten (SWE) Nova Racing	Chevrolet Camaro -16 KAK	12.228	21:23.535	130.98	50.458	133.28	5
7	17	Emma Kimiläinen (FIN) MikaRacing	Ford Mustang AL-Hki	13.424	21:24.731	130.86	50.158	134.07	10
8	92	Toni Lähteenmäki (FIN) Racing Team Lähteenmäki	Chevrolet Camaro AMM	15.331	21:26.638	130.66	50.592	132.92	5
9	21	Andreas Nilsson (SWE) Racebil.se	Chevrolet Camaro MK Rimo	32.354	21:43.661	128.95	51.253	131.21	2
10	24	Petri Blomqvist (FIN) Fast Fellow Racing	Chevrolet Camaro -16 Ahvenisto Auto	32.916	21:44.223	128.90	50.791	132.40	12
11	75	Markku Blomqvist (FIN) Fast Fellow Racing	Chevrolet Camaro Ahvenisto Auto	45.894	21:57.201	127.63	51.047	131.74	17
12	16	Mika Mäkinen (FIN) MikaRacing	Chevrolet Camaro HyUA	54.471	22:05.778	126.80	51.569	130.40	3
13	19	Emelie Liljeström (SWE) Bryntesson Motorsport	Ford Mustang -16 Västerås Motorsällskap	-- 24 laps --	21:19.418	126.14	51.760	129.92	5
14	11	Robert Möller (SWE) Möller Racing	Dodge Challenger SHRA Mantorp	2.386	21:21.804	125.91	51.616	130.29	10
15	26	Janne Koikkalainen (FIN) racinGPalvelu	Chevrolet Camaro HRF	-- 23 laps --	20:01.050	128.77	51.201	131.34	7
Not Classified Classification limit (70% of 25 Laps) = 17 Laps									
DNC	23	Henri Tuomaala (FIN) racinGPalvelu	Chevrolet Camaro LahUA	-- 4 laps --	3:37.201	123.84	49.992	134.52	2

Fastest time: 49.892 in lap 4 by nbr. 96: Marcus Palmér (Chevrolet Camaro)

Publication-time

Results: www.raceresults.se

Timekeeping by : MB Racesupport AB

Time Printed 26-08-2017 - 14:59

Tävlingsledare	Domare	Timekeeper	
Mikael Andersson	Mikael Carlsson	Alex Möller	
Page 1 of 1	Results remain provisional pending technical examination and decisions from the stewards of the meeting		

Trailer Trucking Festival 2017

MK Scandia

V8 Thunder Cars
Laptimes - Test

25 - 26 August 2017
Mantorp Park - 1868 mtr.

Nbr	Name	Laps	lap	Lap ..1	Lap ..2	Lap ..3	Lap ..4	Lap ..5	Lap ..6	Lap ..7	Lap ..8	Lap ..9	Lap ..0
17	Emma Kimiläinen	25	1 - 10	1:07.414	58.802	56.462	55.620	57.318	57.074	56.334	55.436	56.389	59.270
			11 - 20	5:52.024	55.741	55.606	55.673	56.500	56.649	56.139	56.203	58.792	2:46.229
			21 - 30	56.676	55.952	56.342	56.153	56.171					
92	Toni Lähteenmäki	19	1 - 10	1:14.511	58.601	56.834	57.257	56.259	58.512	56.369	55.948	55.647	1:02.776
			11 - 20	3:13.205	55.777	55.930	55.714	56.486	55.780	55.911	1:04.134	19:33.112	
7	Mattias Lindberg	18	1 - 10	1:14.009	1:00.236	58.838	58.221	1:00.451	59.267	59.573	3:08.908	57.846	56.949
			11 - 20	56.546	56.393	56.412	56.894	58.737	55.793	1:02.671	3:28.955		
23	Henri Tuomaala	24	1 - 10	1:15.458	57.635	58.779	1:08.721	5:14.678	56.413	57.064	57.159	55.890	56.855
			11 - 20	57.168	1:05.255	2:56.141	57.330	56.571	56.461	56.152	58.010	1:00.212	56.382
			21 - 30	58.592	57.136	56.562	56.423						
77	Alexander Graff	23	1 - 10	1:14.798	58.218	58.893	58.290	58.591	56.947	58.740	3:32.546	1:08.432	56.965
			11 - 20	56.388	59.146	3:39.853	56.266	56.110	56.462	58.909	4:29.378	1:05.368	1:00.870
			21 - 30	56.808	59.082	8:31.991							
96	Marcus Palmér	16	1 - 10	1:17.538	1:12.361	3:30.963	59.206	57.872	58.032	57.960	57.714	57.354	57.503
			11 - 20	57.124	57.095	57.038	58.425	1:08.178	18:22.330				
27	Edvin Hellsten	17	1 - 10	1:14.305	1:02.536	59.986	1:00.712	1:01.962	59.620	58.257	57.588	57.979	57.553
			11 - 20	59.874	13:41.504	59.220	57.590	59.312	57.193	58.022			
86	Freddie Magnusson	27	1 - 10	1:11.195	1:01.395	59.814	59.083	58.854	58.538	58.312	58.422	58.254	59.779
			11 - 20	2:51.092	1:07.352	57.514	57.907	57.342	57.217	58.774	58.118	58.163	58.774
			21 - 30	2:22.794	58.616	57.890	58.075	57.519	57.335	58.049			
42	Christoffer Bergström	24	1 - 10	1:14.486	1:04.045	1:06.442	1:07.006	2:37.777	1:06.261	1:19.599	1:00.044	59.115	59.659
			11 - 20	58.629	1:00.056	58.998	58.460	1:11.080	59.885	3:19.861	57.893	1:03.938	2:19.078
			21 - 30	59.024	57.793	57.233	57.324						
21	Andreas Nilsson	23	1 - 10	1:15.389	1:05.214	1:00.397	59.593	59.685	59.361	59.531	1:04.650	2:27.196	58.714
			11 - 20	59.537	58.356	58.167	58.336	1:01.659	58.000	58.072	57.879	57.990	57.980
			21 - 30	57.786	1:01.193	1:09.090							
26	Janne Koikkalainen	26	1 - 10	1:15.926	1:01.181	59.276	1:00.034	1:00.854	1:02.117	3:31.660	59.619	1:00.931	58.998
			11 - 20	58.970	1:00.495	58.378	58.509	1:00.954	58.977	1:07.417	2:47.318	59.271	58.844
			21 - 30	1:00.270	58.836	58.176	57.859	59.248	1:02.342				
24	Petri Blomqvist	6	1 - 10	1:10.505	1:00.796	58.531	57.926	57.945	1:08.875				
16	Mika Mäkinen	17	1 - 10	1:09.562	1:03.082	1:02.402	59.003	1:01.995	1:00.147	1:01.503	1:00.564	59.659	59.444
			11 - 20	59.248	58.525	1:00.560	1:01.956	3:11.454	58.508	1:01.417			
11	Robert Möller	24	1 - 10	1:10.272	1:06.685	1:03.470	1:02.407	1:01.911	1:01.247	1:02.543	1:00.950	1:01.101	1:00.389
			11 - 20	1:12.062	3:53.832	1:02.932	1:00.288	59.689	59.257	59.457	1:16.070	2:47.857	59.040
			21 - 30	1:00.491	1:00.015	59.718	59.988						
75	Markku Blomqvist	19	1 - 10	1:11.773	1:03.307	1:01.240	59.363	1:06.014	1:02.047	1:00.232	1:00.748	1:00.408	1:10.411
			11 - 20	2:41.996	1:14.541	1:01.619	1:00.526	1:00.388	59.607	1:00.484	1:06.447	19:54.377	
19	Emelie Liljeström	22	1 - 10	1:17.900	1:05.773	1:03.967	1:03.893	1:04.162	1:01.686	1:08.497	4:50.146	1:00.146	1:00.452
			11 - 20	1:00.301	1:01.378	1:01.630	1:00.181	1:00.857	1:05.721	4:13.215	1:00.858	1:01.699	1:01.465
			21 - 30	1:01.103	1:00.951								



Trailer Trucking Festival 2017
MK Scandia

Heat name : V8 Thunder Cars - Test
Heat Date : 25 August 2017
Weather :
CIRCUITNAME : Mantorp Park - 1868 mtr.

Participants Started	: 16	Participants Classified	: 16
Participants Finished	: 12	Participants Not Classified	: 0
Participants Not Finished	: 4		

Green flag at	: 11:20:00	Heat recording start time	: 11:11:59
Finish flag waved at	: 11:50:08	Heat recording end time	: 12:04:14
Total time under Green	: 30:07	Total of All Laps in Heat	: 330
Number of cautions	: 0	Total time under Yellow	: 00:00:00
Number of code-60's	: 0	Total time under Code-60	: 00:00:00

Best Lap time history during the Heat

#	Nbr	lap time	in lap	Name	Car	time of day
1	17	58.802	2	Emma Kimiläinen	Ford Mustang	11:22:18
2	77	58.218	2	Alexander Graff	Chevrolet Camaro	11:22:34
3	23	57.635	2	Henri Tuomaala	Chevrolet Camaro	11:22:38
4	17	56.462	3	Emma Kimiläinen	Ford Mustang	11:23:14
5	17	55.620	4	Emma Kimiläinen	Ford Mustang	11:24:10
6	17	55.436	8	Emma Kimiläinen	Ford Mustang	11:27:56

Trailer Trucking Festival 2017

MK Scandia

V8 Thunder Cars

Result of Test

25 - 26 August 2017
Mantorp Park - 1868 mtr.

Pos	Nbr	Name Entrant	Car Club	Laps	Fastest	In	Gap	2nd time
1	17	Emma Kimiläinen (FIN) MikaRacing	Ford Mustang AL-Hki	25	55.436	8		55.606
2	92	Toni Lähteenmäki (FIN) Racing Team Lähteenmäki	Chevrolet Camaro AMM	19	55.647	9	0.211	55.714
3	7	Mattias Lindberg (SWE) Bryntesson Motorsport	Ford Mustang -16 Hässleholms Motorklubb	18	55.793	16	0.357	56.393
4	23	Henri Tuomaala (FIN) racingPalvelu	Chevrolet Camaro LahUA	24	55.890	9	0.454	56.152
5	77	Alexander Graff (SWE) Memphis Racing	Chevrolet Camaro SSK	23	56.110	15	0.674	56.266
6	96	Marcus Palmér (SWE) Team Pampas	Chevrolet Camaro KAK	16	57.038	13	1.602	57.095
7	27	Edvin Hellsten (SWE) Nova Racing	Chevrolet Camaro -16 KAK	17	57.193	16	1.757	57.553
8	86	Freddie Magnusson (SWE) Memphis Racing	Chevrolet Camaro Jämtlands MK	27	57.217	16	1.781	57.335
9	42	Christoffer Bergström (SWE) Team Pampas	Chevrolet Camaro SSK	24	57.233	23	1.797	57.324
10	21	Andreas Nilsson (SWE) Racebil.se	Chevrolet Camaro MK Rimo	23	57.786	21	2.350	57.879
11	26	Janne Koikkalainen (FIN) racingPalvelu	Chevrolet Camaro HRF	26	57.859	24	2.423	58.176
12	24	Petri Blomqvist (FIN) Fast Fellow Racing	Chevrolet Camaro -16 Ahvenis to Auto	6	57.926	4	2.490	57.945
13	16	Mika Mäkinen (FIN) MikaRacing	Chevrolet Camaro HyUA	17	58.508	16	3.072	58.525
14	11	Robert Möller (SWE) Möller Racing	Dodge Challenger SHRA Mantorp	24	59.040	20	3.604	59.257
15	75	Markku Blomqvist (FIN) Fast Fellow Racing	Chevrolet Camaro Ahvenis to Auto	19	59.363	4	3.927	59.607
16	19	Emelie Liljeström (SWE) Bryntesson Motorsport	Ford Mustang -16 Västerås Motorsällskap	22	1:00.146	9	4.710	1:00.181


Fastest time : 55.436 in lap 8 by nbr. 17 : Emma Kimiläinen (Ford Mustang)

Publication-time

Results: www.raceresults.se

Timekeeping by : MB Racesupport AB

Time Printed : 25-08-2017 - 13:42

Tävingsledare	Domare	Timekeeper	
Max Lundgren	Mikael Carlsson	Alex Möller	
Page 1 of 1	Results remain provisional pending technical examination and decisions from the stewards of the meeting		