

Brith Memorial

Falkenbergs MK

SM Roadracing
 SM V8 Thunder Cars
 V8 Thunder Cars - Test

19 - 21 August 2016
 Falkenberg - 1843 mtr.

Pos	Nbr	Name Entrant	Motorcycle CITY / Club	Laps	Fastest	In	Gap	2nd time
1	96	Marcus Palmér (SWE) Team Pampas	Chevrolet Camaro Järfälla KAK	18	45.731	5		45.807
2	77	Alexander Graff (SWE) Memphis Racing	Chevrolet Camaro Uppsala SSK	27	45.791	14	0.060	45.810
3	7	Mattias Lindberg (SWE) Bryntesson Motorsport	Ford Mustang -16 Vanskiva Hässleholms Motorklubb	12	45.854	11	0.123	45.966
4	98	Stein-Frederic Akre (NOR) Team Trysil	Chevrolet Camaro Trysil MK Ratten Torsby	24	45.880	21	0.149	45.919
5	86	Fredric Magnusson (SWE) Memphis Racing	Chevrolet Camaro Östersund Jämtlands MK	29	46.157	14	0.426	46.300
6	6	Andreas Ahlberg (SWE) Micke Kägered Racing	Ford Mustang Krylbo SMK Hedemora	21	46.264	19	0.533	46.588
7	48	Andreas Wernersson (SWE) Memphis Racing	Chevrolet Camaro Vara Lidköpings Karting Klubb	21	46.283	19	0.552	46.350
8	66	Joakim Ahlberg (SWE) BDS Racing	Chevrolet Camaro Krylbo SMK Hedemora	23	46.603	13	0.872	46.865
9	19	Erik Stillman (SWE) Bryntesson Motorsport	Ford Mustang -16 Jönköping Jönköpings Kartingklubb	21	46.905	13	1.174	47.028
10	78	Jonas Fors (SWE) JonasFors.com	Chevrolet Camaro Ingarö KAK	32	46.979	20	1.248	47.309
11	42	Christoffer Bergström (SWE) Team Pampas	Chevrolet Camaro Solna SSK	29	47.138	22	1.407	47.179
12	99	Christoffer Jarl (SWE)	Ford Mustang Motala MSK	27	47.421	24	1.690	47.650
13	21	Andreas Nilsson (SWE) Backyard Racing	Chevrolet Camaro Norrtälja MK Rimo	23	47.554	19	1.823	47.646
14	44	Peter Möller (SWE) Peter Möller	Chevrolet Camaro Lingham SHRA Mantorp	24	47.579	16	1.848	47.642
15	13	Toni Persic (SWE) Persic Motorsport	Chevrolet Camaro Lidköping SSK	18	47.580	11	1.849	47.612
16	81	Simon Magnusson (SWE) SweTown Racing	Chevrolet Camaro Lit Jämtlands MK	29	47.783	18	2.052	47.938


Fastest time : 45.731 in lap 5 by nbr. 96 : Marcus Palmér (Chevrolet Camaro)

Publication-time

Results and Laptimes : www.raceresults.se

Timekeeping by : MB Racesupport AB

Time Printed : 20-08-2016 - 12:37

Clerk of the Course Ulf Sanell	Steward Emma Malmros	Timekeeper Hans Brånalt	
Page 1 of 2 Results remain provisional pending technical examination and decisions from the stewards of the meeting			

Brith Memorial
 Falkenbergs MK

SM Roadracing
 SM V8 Thunder Cars
 V8 Thunder Cars - Test

19 - 21 August 2016
 Falkenberg - 1843 mtr.

Pos	Nbr	Name Entrant	Motorcycle CITY / Club	Laps	Fastest	In	Gap	2nd time
17	11	Robert Möller (SWE) Robert Möller	Dodge Challenger Lingham SHRA Mantorp	19	47.936	14	2.205	48.274


Fastest time : 45.731 in lap 5 by nbr. 96 : Marcus Palmér (Chevrolet Camaro)

Publication-time

Results and Laptimes : www.raceresults.se

Timekeeping by : MB Racesupport AB

Time Printed : 20-08-2016 - 12:37

Clerk of the Course Ulf Sanell	Steward Emma Malmros	Timekeeper Hans Brånalt	
Page 2 of 2	Results remain provisional pending technical examination and decisions from the stewards of the meeting		



SM Roadracing
SM V8 Thunder Cars
V8 Thunder Cars - Test

19 - 21 August 2016
Falkenberg - 1843 mtr.

Nbr	Name / Team name	1	2	3	4	5	6	7	8	9	10	11	12	13	14	15	16	17	18	19	20	21	22	23	24
6	Andreas Ahlberg	51.163	55.311	56.634	5:40.726	47.960	47.490	47.117	48.929	46.894	55.756	46.790	51.888	4:22.039	49.599	46.710	46.588	51.072	3:06.994	46.264	49.330	1:39.898			
7	Mattias Lindberg	59.798	54.846	52.077	56.100	16:33.237	50.855	47.265	46.640	46.237	45.966	45.854	55.332												
11	Robert Möller	58.567	54.435	59.923	8:17.241	50.423	48.274	48.435	49.475	49.614	48.665	48.342	1:06.748	2:58.663	47.936	49.014	54.850	1:49.780	1:13.785	1:08.023					
13	Toni Persic	1:04.133	1:02.392	53.772	52.026	51.350	51.916	51.463	57.403	7:57.625	48.784	47.580	47.612	1:04.409	48.147	48.026	51.252	54.469	52.645						
19	Erik Stillman	59.107	54.060	51.849	52.926	50.069	49.393	48.747	47.648	48.559	51.570	3:39.713	48.163	46.905	47.028	47.735	47.422	52.083	55.320	47.108	47.735	58.581			
21	Andreas Nilsson	59.550	54.831	53.890	52.830	51.685	50.555	50.538	50.827	49.731	49.341	48.730	48.525	56.549	3:33.564	48.553	47.866	47.898	49.216	47.554	48.344	48.323	47.646	1:12.639	
42	Christof fer Bergström	54.357	53.259	52.336	53.404	51.561	51.615	51.280	51.613	54.198	3:48.258	48.060	48.428	48.274	49.556	49.598	50.211	49.800	3:18.506	47.179	47.305	47.209	47.138	47.489	48.127
44	Peter Möller	53.631	53.728	55.519	6:46.340	50.063	49.097	49.018	48.327	48.644	48.415	48.049	47.991	48.363	53.771	4:00.379	47.579	48.264	47.709	48.025	47.642	48.132	48.124	48.244	49.085
48	Andreas Wernersson	59.288	58.396	58.798	6:15.516	50.126	47.628	48.558	46.897	47.580	52.199	5:12.544	46.641	46.350	55.509	46.609	46.407	49.383	2:51.567	46.283	46.965	56.026			
66	Joakim Ahlberg	57.567	58.778	5:18.094	48.963	48.332	48.274	46.981	52.628	3:40.173	47.192	48.055	53.968	46.603	46.865	50.213	47.504	47.475	52.580	3:21.776	46.906	46.939	48.577	57.316	
77	Alexander Graff	59.018	4:09.626	51.848	49.232	48.071	46.984	47.365	47.772	47.038	49.841	46.751	50.427	2:53.757	45.791	47.269	46.430	45.810	46.702	46.563	49.005	2:39.821	46.648	46.433	46.084
78	Jonas Fors	1:50.769	51.847	50.153	57.538	49.030	48.656	48.477	49.727	47.853	47.852	47.583	47.524	47.674	47.680	51.935	2:20.804	47.342	47.310	47.355	46.979	47.309	47.376	48.436	47.907
81	Simon Magnusson	1:18.273	55.988	56.481	52.303	50.404	49.766	51.783	51.324	49.411	48.833	49.214	51.230	3:26.681	49.733	48.456	48.178	49.437	47.783	48.265	49.163	47.938	48.167	47.941	48.407
86	Fredric Magnusson	58.600	53.926	51.511	51.546	49.892	48.753	48.577	48.098	49.925	49.310	49.933	3:20.610	46.345	46.157	48.022	46.674	51.499	46.479	46.750	53.506	46.601	49.053	3:07.239	46.666
96	Marcus Palmér	48.682	45.974	45.807	46.007	45.731	46.021	46.420	46.983	45.984	46.141	46.317	46.178	51.452	3:11.538	46.127	46.173	45.995	49.847						
98	Stein-Frederic Akre	1:00.178	54.482	51.491	50.514	49.337	53.585	4:40.255	47.616	51.925	46.257	46.231	46.625	47.742	46.514	46.022	45.919	47.395	51.051	6:09.102	46.195	45.880	46.041	46.389	46.105
99	Christof fer Jarl	53.443	53.401	54.314	54.966	4:48.207	49.086	48.393	48.131	1:09.975	47.825	1:07.250	2:27.890	48.377	47.650	47.924	1:10.055	47.986	48.078	48.319	48.169	47.857	48.112	47.684	47.421

Brith Memorial
 Falkenbergs MK

SM Roadracing
 SM V8 Thunder Cars
 V8 Thunder Cars - Test

19 - 21 August 2016
 Falkenberg - 1843 mtr.

Pos	Nbr	Name / Team name	Sector 1			Sector 2			Sector 3			Theoretical best	Actual best	In
			time	Lap	pos	time	Lap	pos	time	Lap	pos			
1	96	Marcus Palmér	19.327	5	4	13.312	3	1	13.085	9	2	45.724	45.731	5
2	77	Alexander Graff	19.304	15	3	13.392	17	2	13.019	14	1	45.715	45.791	14
3	7	Mattias Lindberg	19.199	11	2	13.473	11	6	13.181	10	5	45.853	45.854	11
4	98	Stein-Frederic Akre	19.140	22	1	13.422	15	3	13.097	10	4	45.659	45.880	21
5	86	Fredric Magnusson	19.329	14	5	13.465	28	5	13.086	13	3	45.880	46.157	14
6	6	Andreas Ahlberg	19.411	19	7	13.514	19	7	13.222	11	7	46.147	46.264	19
7	48	Andreas Wernersson	19.408	13	6	13.431	16	4	13.250	18	9	46.089	46.283	19
8	66	Joakim Ahlberg	19.511	8	8	13.585	13	8	13.283	13	10	46.379	46.603	13
9	19	Erik Stillman	19.805	13	11	13.634	12	9	13.184	12	6	46.623	46.905	13
10	78	Jonas Fors	19.839	20	13	13.801	20	12	13.231	17	8	46.871	46.979	20
11	42	Christoffer Bergström	19.772	28	10	13.675	25	10	13.389	22	13	46.836	47.138	22
12	99	Christoffer Jarl	19.876	7	14	13.775	17	11	13.398	13	14	47.049	47.421	24
13	21	Andreas Nilsson	19.805	19	12	14.053	21	16	13.369	22	12	47.227	47.554	19
14	44	Peter Möller	19.711	16	9	13.987	20	14	13.515	19	16	47.213	47.579	16
15	13	Toni Persic	20.059	13	16	14.032	15	15	13.349	11	11	47.440	47.580	11
16	81	Simon Magnusson	19.999	29	15	13.959	23	13	13.525	18	17	47.483	47.783	18
17	11	Robert Möller	20.071	14	17	14.248	14	17	13.445	7	15	47.764	47.936	14

Brith Memorial
Falkenbergs MK

SM Roadracing
SM V8 Thunder Cars
V8 Thunder Cars - Test
Laps and Sector Times

19 - 21 August 2016
Falkenberg - 1843 mtr.

6 Andreas Ahlberg									Ford Mustang										
lap	Sect-1	Speed	Sect-2	Speed	Sect-3	Speed	TopSpeed	laptime	pit	lap	Sect-1	Speed	Sect-2	Speed	Sect-3	Speed	Topspeed	laptime	pit
1	21.605		14.936		14.622			51.163		12	20.504		14.492					51.888	
2	24.319		15.801		15.191			55.311		13	Out		13.707		13.356			4:22.039	P
3	21.594		15.917					56.634		14	19.726		16.362		13.511			49.599	
4	Out		16.361		14.888			5:40.726	P	15	19.884		13.596		13.230			46.710	
5	20.116		14.512		13.332			47.960		16	19.467		13.809		13.312			46.588	
6	19.666		14.573		13.251			47.490		17	20.780		14.201					51.072	
7	19.747		14.092		13.278			47.117		18	Out		13.951		13.333			3:06.994	P
8	20.870		14.614		13.445			48.929		19	<u>19.411</u>		<u>13.514</u>		13.339			<u>46.264</u>	
9	19.636		13.660		13.598			46.894		20	19.568		13.609					49.330	
10	24.479		17.461		13.816			55.756		21	Out		13.991		13.692			1:39.898	P
11	19.728		13.840		<u>13.222</u>			46.790		22									

7 Mattias Lindberg									Ford Mustang -16										
lap	Sect-1	Speed	Sect-2	Speed	Sect-3	Speed	TopSpeed	laptime	pit	lap	Sect-1	Speed	Sect-2	Speed	Sect-3	Speed	Topspeed	laptime	pit
1	27.023		16.638		16.137			59.798		7	19.945		13.990		13.330			47.265	
2	24.060		15.741		15.045			54.846		8	19.621		13.722		13.297			46.640	
3	21.882		15.294		14.901			52.077		9	19.501		13.525		13.211			46.237	
4	22.054		15.617					56.100		10	19.243		13.542		<u>13.181</u>			45.966	
5	Out		16.828		14.743			16:33.237	P	11	<u>19.199</u>		<u>13.473</u>		13.182			<u>45.854</u>	
6	22.778		14.488		13.589			50.855		12	20.593		15.469					55.332	

11 Robert Möller									Dodge Challenger										
lap	Sect-1	Speed	Sect-2	Speed	Sect-3	Speed	TopSpeed	laptime	pit	lap	Sect-1	Speed	Sect-2	Speed	Sect-3	Speed	Topspeed	laptime	pit
1	Out		16.766		16.529			58.567		11	20.403		14.267		13.672			48.342	
2	22.879		16.105		15.451			54.435		12	34.106		15.590					1:06.748	
3	23.648		15.960					59.923		13	Out		14.516		13.620			2:58.663	P
4	Out		16.863		15.473			8:17.241	P	14	<u>20.071</u>		<u>14.248</u>		13.617			<u>47.936</u>	
5	21.099		14.801		14.523			50.423		15	20.634		14.347		14.033			49.014	
6	20.443		14.366		13.465			48.274		16	20.838		15.293					54.850	
7	20.260		14.730		<u>13.445</u>			48.435		17	Out		14.473		13.689			1:49.780	P
8	20.768		15.036		13.671			49.475		18	20.381		14.308		39.096			1:13.785	
9	20.164		14.910		14.540			49.614		19	25.252		20.853					1:08.023	
10	20.552		14.450		13.663			48.665		20									

13 Toni Persic									Chevrolet Camaro										
lap	Sect-1	Speed	Sect-2	Speed	Sect-3	Speed	TopSpeed	laptime	pit	lap	Sect-1	Speed	Sect-2	Speed	Sect-3	Speed	Topspeed	laptime	pit
1	25.669		21.039		17.425			1:04.133		10	20.730		14.527		13.527			48.784	
2	30.063		16.945		15.384			1:02.392		11	20.094		14.137		<u>13.349</u>			<u>47.580</u>	
3	22.603		15.815		15.354			53.772		12	20.068		14.063		13.481			47.612	
4	21.683		15.515		14.828			52.026		13	<u>20.059</u>		30.055		14.295			1:04.409	
5	21.532		15.273		14.545			51.350		14	20.360		14.265		13.522			48.147	
6	21.729		15.547		14.640			51.916		15	20.364		<u>14.032</u>		13.630			48.026	
7	21.265		15.214		14.984			51.463		16	20.623		16.024		14.605			51.252	
8	21.888		15.694					57.403		17	24.244		14.660		15.565			54.469	
9	Out		15.722		14.263			7:57.625	P	18	20.778		14.315					52.645	

19 Erik Stillman									Ford Mustang -16										
lap	Sect-1	Speed	Sect-2	Speed	Sect-3	Speed	TopSpeed	laptime	pit	lap	Sect-1	Speed	Sect-2	Speed	Sect-3	Speed	Topspeed	laptime	pit
1	25.565		17.078		16.464			59.107		12	21.345		<u>13.634</u>		<u>13.184</u>			48.163	
2	23.288		15.817		14.955			54.060		13	<u>19.805</u>		13.760		13.340			<u>46.905</u>	
3	21.808		15.453		14.588			51.849		14	20.034		13.738		13.256			47.028	
4	22.096		15.675		15.155			52.926		15	20.104		14.193		13.438			47.735	
5	21.335		14.746		13.988			50.069		16	20.106		13.959		13.357			47.422	
6	20.424		14.760		14.209			49.393		17	20.139		15.091		16.853			52.083	
7	20.513		14.480		13.754			48.747		18	25.884		15.910		13.526			55.320	
8	20.200		14.027		13.421			47.648		19	20.045		13.773		13.290			47.108	
9	20.499		14.505		13.555			48.559		20	20.268		13.801		13.666			47.735	

Brith Memorial Falkenbergs MK

SM Roadracing
SM V8 Thunder Cars
V8 Thunder Cars - Test
Laps and Sector Times

19 - 21 August 2016
Falkenberg - 1843 mtr.

10	20.390	13.790			51.570	21	21.427	16.886			58.581
11	Out	14.242	13.528		3: 39.713 P	22					

21 Andreas Nilsson										Chevrolet Camaro									
lap	Sect-1	Speed	Sect-2	Speed	Sect-3	Speed	TopSpeed	laptime	pit	lap	Sect-1	Speed	Sect-2	Speed	Sect-3	Speed	Topspeed	laptime	pit
1	25.766		17.831		15.953			59.550		13	21.451		16.643					56.549	
2	22.899		16.561		15.371			54.831		14	Out		15.401					3: 33.564	P
3	22.543		16.158		15.189			53.890		15	19.954		14.777		13.822			48.553	
4	22.016		15.987		14.827			52.830		16	20.059		14.188		13.619			47.866	
5	21.549		15.559		14.577			51.685		17	19.897		14.429		13.572			47.898	
6	20.969		15.237		14.349			50.555		18	21.172		14.197		13.847			49.216	
7	20.932		15.409		14.197			50.538		19	<u>19.805</u>		14.271		13.478			<u>47.554</u>	
8	20.725		15.950		14.152			50.827		20	20.539		14.178		13.627			48.344	
9	20.561		15.040		14.130			49.731		21	19.953		<u>14.053</u>		14.317			48.323	
10	20.369		14.995		13.977			49.341		22	19.977		14.300		<u>13.369</u>			47.646	
11	20.292		14.746		13.692			48.730		23	36.440		17.501					1: 12.639	
12	20.144		14.460		13.921			48.525		24									

42 Christoffer Bergström										Chevrolet Camaro									
lap	Sect-1	Speed	Sect-2	Speed	Sect-3	Speed	TopSpeed	laptime	pit	lap	Sect-1	Speed	Sect-2	Speed	Sect-3	Speed	Topspeed	laptime	pit
1	23.198		15.996		15.163			54.357		16	20.508		15.284		14.419			50.211	
2	22.883		15.549		14.827			53.259		17	20.202		13.798					49.800	
3	22.227		15.358		14.751			52.336		18	Out		13.964		13.496			3: 18.506	P
4	22.903		15.751		14.750			53.404		19	19.893		13.837		13.449			47.179	
5	21.598		15.236		14.727			51.561		20	19.912		13.899		13.494			47.305	
6	21.548		15.239		14.828			51.615		21	19.941		13.791		13.477			47.209	
7	21.628		15.104		14.548			51.280		22	19.863		13.886		<u>13.389</u>			<u>47.138</u>	
8	21.920		15.001		14.692			51.613		23	20.096		13.841		13.552			47.489	
9	21.400		15.329					54.198		24	20.041		14.682		13.404			48.127	
10	Out		15.390		13.898			3: 48.258	P	25	20.144		<u>13.675</u>		13.474			47.293	
11	20.462		14.094		13.504			48.060		26	19.971		13.942		13.472			47.385	
12	20.423		14.536		13.469			48.428		27	19.907		13.947		13.779			47.633	
13	20.772		13.942		13.560			48.274		28	<u>19.772</u>		13.843		13.628			47.243	
14	20.206		14.612		14.738			49.556		29	20.518		15.068		13.838			49.424	
15	20.648		15.205		13.745			49.598		30									

44 Peter Möller										Chevrolet Camaro									
lap	Sect-1	Speed	Sect-2	Speed	Sect-3	Speed	TopSpeed	laptime	pit	lap	Sect-1	Speed	Sect-2	Speed	Sect-3	Speed	Topspeed	laptime	pit
1	22.359		15.918		15.354			53.631		13	20.421		14.354		13.588			48.363	
2	22.726		15.910		15.092			53.728		14	20.961		15.987					53.771	
3	22.507		16.098					55.519		15	Out		14.271		13.524			4: 00.379	P
4	Out		16.777		14.718			6: 46.340	P	16	<u>19.711</u>		14.147		13.721			<u>47.579</u>	
5	20.836		14.905		14.322			50.063		17	20.393		14.338		13.533			48.264	
6	20.382		14.796		13.919			49.097		18	20.008		14.172		13.529			47.709	
7	20.289		14.905		13.824			49.018		19	19.953		14.557		<u>13.515</u>			48.025	
8	20.264		14.361		13.702			48.327		20	20.011		<u>13.987</u>		13.644			47.642	
9	20.038		14.976		13.630			48.644		21	20.437		14.052		13.643			48.132	
10	20.135		14.622		13.658			48.415		22	20.111		14.434		13.579			48.124	
11	20.115		14.368		13.566			48.049		23	20.329		14.229		13.686			48.244	
12	20.209		14.132		13.650			47.991		24	21.223		14.248		13.614			49.085	

48 Andreas Wernersson										Chevrolet Camaro									
lap	Sect-1	Speed	Sect-2	Speed	Sect-3	Speed	TopSpeed	laptime	pit	lap	Sect-1	Speed	Sect-2	Speed	Sect-3	Speed	Topspeed	laptime	pit
1	26.672		17.678		14.938			59.288		12	19.921		13.445		13.275			46.641	
2	25.973		15.982		16.441			58.396		13	<u>19.408</u>		13.515		13.427			46.350	
3	24.241		16.631					58.798		14	28.422		13.713		13.374			55.509	
4	Out		16.820		14.423			6: 15.516	P	15	19.694		13.552		13.363			46.609	
5	21.422		15.004		13.700			50.126		16	19.705		<u>13.431</u>		13.271			46.407	
6	20.082		14.242		13.304			47.628		17	19.445		13.975					49.383	
7	19.782		13.938		14.838			48.558		18	Out		14.894		<u>13.250</u>			2: 51.567	P

Brith Memorial Falkenbergs MK

SM Roadracing
SM V8 Thunder Cars
V8 Thunder Cars - Test
Laps and Sector Times

19 - 21 August 2016
Falkenberg - 1843 mtr.

8	19.697	13.748	13.452	46.897	19	19.486	13.448	13.349	46.283
9	19.651	14.508	13.421	47.580	20	19.813	13.624	13.528	46.965
10	20.639	14.612		52.199	21	21.758	15.313		56.026
11	Out	13.910	13.365	5:12.544 P	22				

66 Joakim Ahlberg										Chevrolet Camaro									
lap	Sect-1	Speed	Sect-2	Speed	Sect-3	Speed	TopSpeed	laptime	pit	lap	Sect-1	Speed	Sect-2	Speed	Sect-3	Speed	Topspeed	laptime	pit
1	24.086		17.811		15.670			57.567		13	19.735		13.585		13.283			46.603	
2	23.112		15.955					58.778		14	19.707		13.840		13.318			46.865	
3	Out		15.711		14.483			5:18.094 P		15	22.735		13.971		13.507			50.213	
4	20.863		14.439		13.661			48.963		16	19.754		13.802		13.948			47.504	
5	20.209		14.363		13.760			48.332		17	20.218		13.840		13.417			47.475	
6	20.320		14.203		13.751			48.274		18	21.050		14.881					52.580	
7	19.574		14.059		13.348			46.981		19	Out		14.456		13.832			3:21.776 P	
8	19.511		15.800					52.628		20	19.675		13.881		13.350			46.906	
9	Out		14.348		13.601			3:40.173 P		21	19.688		13.887		13.364			46.939	
10	20.006		13.786		13.400			47.192		22	19.724		14.779		14.074			48.577	
11	20.489		14.171		13.395			48.055		23	22.068		15.561					57.316	
12	21.502		18.623		13.843			53.968		24									

77 Alexander Graff										Chevrolet Camaro									
lap	Sect-1	Speed	Sect-2	Speed	Sect-3	Speed	TopSpeed	laptime	pit	lap	Sect-1	Speed	Sect-2	Speed	Sect-3	Speed	Topspeed	laptime	pit
1	22.345		16.080					59.018		15	19.304		14.804		13.161			47.269	
2	Out		19.229		15.384			4:09.626 P		16	19.684		13.542		13.204			46.430	
3	22.178		15.582		14.088			51.848		17	19.361		13.392		13.057			45.810	
4	20.620		14.767		13.845			49.232		18	19.686		13.740		13.276			46.702	
5	20.191		14.460		13.420			48.071		19	19.671		13.626		13.266			46.563	
6	19.793		13.974		13.217			46.984		20	19.491		13.498					49.005	
7	19.781		14.233		13.351			47.365		21	Out		13.599		13.123			2:39.821 P	
8	20.209		14.346		13.217			47.772		22	20.083		13.452		13.113			46.648	
9	19.938		13.770		13.330			47.038		23	19.404		13.708		13.321			46.433	
10	20.520		15.908		13.413			49.841		24	19.339		13.449		13.296			46.084	
11	19.528		13.820		13.403			46.751		25	19.360		13.572		13.347			46.279	
12	19.806		13.705					50.427		26	19.428		13.536		13.395			46.359	
13	Out		15.241		13.185			2:53.757 P		27	19.833		13.469		13.294			46.596	
14	19.348		13.424		13.019			45.791		28									

78 Jonas Fors										Chevrolet Camaro									
lap	Sect-1	Speed	Sect-2	Speed	Sect-3	Speed	TopSpeed	laptime	pit	lap	Sect-1	Speed	Sect-2	Speed	Sect-3	Speed	Topspeed	laptime	pit
1	1:19.255		16.566		14.948			1:50.769		17	19.979		14.132		13.231			47.342	
2	22.157		15.561		14.129			51.847		18	20.041		13.909		13.360			47.310	
3	21.315		14.971		13.867			50.153		19	20.211		13.821		13.323			47.355	
4	28.947		14.744		13.847			57.538		20	19.839		13.801		13.339			46.979	
5	20.625		14.674		13.731			49.030		21	19.909		13.981		13.419			47.309	
6	20.554		14.520		13.582			48.656		22	20.023		13.869		13.484			47.376	
7	20.475		14.428		13.574			48.477		23	20.770		13.976		13.690			48.436	
8	20.758		15.317		13.652			49.727		24	19.919		14.305		13.683			47.907	
9	20.234		14.067		13.552			47.853		25	20.050		13.891		13.833			47.774	
10	19.868		14.487		13.497			47.852		26	20.051		13.979		13.753			47.783	
11	20.027		14.031		13.525			47.583		27	19.933		14.061		13.971			47.965	
12	19.951		14.125		13.448			47.524		28	20.944		14.028		13.559			48.531	
13	19.866		14.073		13.735			47.674		29	20.140		13.939		13.511			47.590	
14	19.887		14.247		13.546			47.680		30	19.876		13.961		13.573			47.410	
15	19.938		14.409					51.935		31	19.873		13.840		14.037			47.750	
16	Out		14.059		13.568			2:20.804 P		32	21.053		14.142		13.668			48.863	

81 Simon Magnusson										Chevrolet Camaro									
lap	Sect-1	Speed	Sect-2	Speed	Sect-3	Speed	TopSpeed	laptime	pit	lap	Sect-1	Speed	Sect-2	Speed	Sect-3	Speed	Topspeed	laptime	pit
1	44.516		17.353		16.404			1:18.273		16	20.378		14.079		13.721			48.178	
2	23.710		16.350		15.928			55.988		17	20.875		14.578		13.984			49.437	

Brith Memorial Falkenbergs MK

SM Roadracing
SM V8 Thunder Cars
V8 Thunder Cars - Test
Laps and Sector Times

19 - 21 August 2016
Falkenberg - 1843 mtr.

3	23.353	17.728	15.400	56.481	18	20.184	14.074	<u>13.525</u>	<u>47.783</u>
4	21.806	15.585	14.912	52.303	19	20.466	14.134	13.665	48.265
5	21.351	15.024	14.029	50.404	20	20.937	14.393	13.833	49.163
6	21.084	14.661	14.021	49.766	21	20.130	14.085	13.723	47.938
7	22.026	15.373	14.384	51.783	22	20.053	14.365	13.749	48.167
8	21.546	15.122	14.656	51.324	23	20.366	<u>13.959</u>	13.616	47.941
9	20.643	14.568	14.200	49.411	24	20.193	14.517	13.697	48.407
10	20.849	14.168	13.816	48.833	25	20.646	14.158	13.752	48.556
11	20.772	14.528	13.914	49.214	26	21.108	14.099	13.534	48.741
12	20.342	14.534		51.230	27	20.211	14.136	13.647	47.994
13	Out	14.360	13.883	3:26.681 P	28	20.073	14.033	14.023	48.129
14	21.169	14.506	14.058	49.733	29	<u>19.999</u>	14.845		52.166
15	20.300	14.408	13.748	48.456	30				

86 Fredric Magnusson										Chevrolet Camaro									
lap	Sect-1	Speed	Sect-2	Speed	Sect-3	Speed	TopSpeed	laptime	pit	lap	Sect-1	Speed	Sect-2	Speed	Sect-3	Speed	Topspeed	laptime	pit
1	24.241		17.853		16.506			58.600		16	19.908		13.556		13.210			46.674	
2	23.408		15.500		15.018			53.926		17	21.105		16.236		14.158			51.499	
3	21.899		15.063		14.549			51.511		18	19.613		13.577		13.289			46.479	
4	22.787		14.736		14.023			51.546		19	19.766		13.617		13.367			46.750	
5	21.230		14.819		13.843			49.892		20	22.555		17.100		13.851			53.506	
6	20.543		14.455		13.755			48.753		21	19.707		13.640		13.254			46.601	
7	20.533		14.358		13.686			48.577		22	19.722		13.704					49.053	
8	20.463		14.086		13.549			48.098		23	Out		16.124		13.716			3:07.239 P	
9	20.074		14.358		15.493			49.925		24	19.720		13.636		13.310			46.666	
10	21.675		14.085		13.550			49.310		25	19.760		13.543		13.301			46.604	
11	20.187		14.215					49.933		26	19.706		13.593		13.227			46.526	
12	Out		13.943		13.388			3:20.610 P		27	19.579		13.542		13.179			46.300	
13	19.718		13.541		<u>13.086</u>			46.345		28	19.500		<u>13.465</u>		13.566			46.531	
14	<u>19.329</u>		13.735		13.093			<u>46.157</u>		29	19.981		13.698					48.645	
15	19.969		14.866		13.187			48.022		30									

96 Marcus Palmér										Chevrolet Camaro									
lap	Sect-1	Speed	Sect-2	Speed	Sect-3	Speed	TopSpeed	laptime	pit	lap	Sect-1	Speed	Sect-2	Speed	Sect-3	Speed	Topspeed	laptime	pit
1	Out		14.550		13.437			48.682		10	19.471		13.485		13.185			46.141	
2	19.539		13.347		13.088			45.974		11	19.659		13.518		13.140			46.317	
3	19.407		<u>13.312</u>		13.088			45.807		12	19.635		13.408		13.135			46.178	
4	19.431		13.485		13.091			46.007		13	20.363		14.039					51.452	
5	<u>19.327</u>		13.312		13.092			<u>45.731</u>		14	Out		14.110		13.418			3:11.538 P	
6	19.562		13.315		13.144			46.021		15	19.565		13.368		13.194			46.127	
7	19.744		13.413		13.263			46.420		16	19.589		13.371		13.213			46.173	
8	19.612		13.899		13.472			46.983		17	19.511		13.388		13.096			45.995	
9	19.563		13.336		<u>13.085</u>			45.984		18	20.680		14.220		14.947			49.847	

98 Stein-Frederic Akre										Chevrolet Camaro									
lap	Sect-1	Speed	Sect-2	Speed	Sect-3	Speed	TopSpeed	laptime	pit	lap	Sect-1	Speed	Sect-2	Speed	Sect-3	Speed	Topspeed	laptime	pit
1	25.717		17.793		16.668			1:00.178		13	19.378		14.307		14.057			47.742	
2	24.073		15.602		14.807			54.482		14	19.550		13.695		13.269			46.514	
3	21.965		15.120		14.406			51.491		15	19.396		<u>13.422</u>		13.204			46.022	
4	21.582		14.937		13.995			50.514		16	19.190		13.548		13.181			45.919	
5	20.963		14.698		13.676			49.337		17	19.884		14.360		13.151			47.395	
6	20.532		14.566					53.585		18	19.265		14.800					51.051	
7	Out		17.476		13.908			4:40.255 P		19	Out		14.213		14.607			6:09.102 P	
8	20.095		13.847		13.674			47.616		20	19.498		13.498		13.199			46.195	
9	19.507		19.103		13.315			51.925		21	19.251		13.508		13.121			<u>45.880</u>	
10	19.520		13.640		<u>13.097</u>			46.257		22	<u>19.140</u>		13.611		13.290			46.041	
11	19.280		13.457		13.494			46.231		23	19.437		13.467		13.485			46.389	
12	19.407		13.989		13.229			46.625		24	19.264		13.574		13.267			46.105	

Brith Memorial
 Falkenbergs MK

SM Roadracing
 SM V8 Thunder Cars
 V8 Thunder Cars - Test
 Laps and Sector Times

19 - 21 August 2016
 Falkenberg - 1843 mtr.

99 Christoffer Jarl										Ford Mustang									
lap	Sect-1	Speed	Sect-2	Speed	Sect-3	Speed	TopSpeed	laptime	pit	lap	Sect-1	Speed	Sect-2	Speed	Sect-3	Speed	Topspeed	laptime	pit
1	22.654		15.830		14.959			53.443		15	19.955		14.272		13.697			47.924	
2	22.889		15.111		15.401			53.401		16	40.661		15.235		14.159			1: 10.055	
3	23.376		15.857		15.081			54.314		17	20.558		<u>13.775</u>		13.653			47.986	
4	22.439		15.365					54.966		18	20.096		14.306		13.676			48.078	
5	Out		16.399		14.726			4: 48.207 P		19	20.641		13.988		13.690			48.319	
6	20.802		14.577		13.707			49.086		20	20.569		14.091		13.509			48.169	
7	<u>19.876</u>		14.888		13.629			48.393		21	20.197		14.158		13.502			47.857	
8	20.558		14.012		13.561			48.131		22	20.353		14.052		13.707			48.112	
9	19.988		34.896		15.091			1:09.975		23	20.110		13.969		13.605			47.684	
10	20.412		13.924		13.489			47.825		24	20.124		13.855		13.442			<u>47.421</u>	
11	35.269		15.261					1:07.250		25	20.234		14.006		13.941			48.181	
12	Out		14.043		13.632			2:27.890 P		26	20.225		13.983		13.705			47.913	
13	20.059		14.920		<u>13.398</u>			48.377		27	21.472		15.172		15.396			52.040	
14	20.370		13.789		13.491			47.650		28									

Brith Memorial
 Falkenbergs MK

SM Roadracing
 SM V8 Thunder Cars

Heat name : V8 Thunder Cars - Test
 Heat Date : 20 August 2016
 Weather :
 Circuit name : Falkenberg - 1843 mtr.

Participants Started	: 17	Participants Classified	: 18
Participants Finished	: 8	Participants Not Classified	: 0
Participants Not Finished	: 10		

Green flag at	: 12:05:05	Heat recording start time	: 12:05:05
Finish flag waved at	: 12:35:05	Heat recording end time	: 12:37:24
Total time under Green	: 30:00	Total of All Laps in Heat	: 397
Number of cautions	: 0	Total time under Yellow	: 00:00:00
Number of code-60's	: 0	Total time under Code-60	: 00:00:00

Best Lap time history during the Heat

#	Nbr	lap time	in lap	Name	Car	time of day
1	42	54.357	1	Christoffer Berqström	Chevrolet Camaro	12:07:14
2	6	51.163	1	Andreas Ahlberg	Ford Mustang	12:07:34
3	98	50.514	4	Stein-Frederic Akre	Chevrolet Camaro	12:10:06
4	78	50.153	3	Jonas Fors	Chevrolet Camaro	12:10:52
5	98	49.337	5	Stein-Frederic Akre	Chevrolet Camaro	12:10:55
6	86	48.753	6	Fredric Magnusson	Chevrolet Camaro	12:11:45
7	86	48.577	7	Fredric Magnusson	Chevrolet Camaro	12:12:34
8	86	48.098	8	Fredric Magnusson	Chevrolet Camaro	12:13:22
9	77	48.071	5	Alexander Graff	Chevrolet Camaro	12:14:01
10	19	47.648	8	Erik Stillman	Ford Mustang -16	12:14:25
11	77	46.984	6	Alexander Graff	Chevrolet Camaro	12:14:48
12	66	46.981	7	Joakim Ahlberg	Chevrolet Camaro	12:16:57
13	77	46.751	11	Alexander Graff	Chevrolet Camaro	12:18:47
14	98	46.257	10	Stein-Frederic Akre	Chevrolet Camaro	12:18:55
15	98	46.231	11	Stein-Frederic Akre	Chevrolet Camaro	12:19:41
16	96	45.974	2	Marcus Palnér	Chevrolet Camaro	12:20:40
17	96	45.807	3	Marcus Palnér	Chevrolet Camaro	12:21:26

Brith Memorial

Falkenbergs MK

SM Roadracing
SM V8 Thunder Cars
V8 Thunder Cars - Kval
Revision 1

19 - 21 August 2016
Falkenberg - 1843 mtr.

Pos	Nbr	Name Entrant	Motorcycle CITY / Club	Laps	Fastest	In	Gap	2nd time
1	7	Mattias Lindberg (SWE) Bryntesson Motorsport	Ford Mustang -16 Varskiva Hässleholms Motorklubb	16	45.701	9		45.724
2	98	Stein-Frederic Akre (NOR) Team Trysil	Chevrolet Camaro Trysil MK Ratten Torsby	13	45.760	4	0.059	45.939
3	77	Alexander Graff (SWE) Memphis Racing	Chevrolet Camaro Uppsala SSK	20	45.816	13	0.115	45.965
4	6	Andreas Ahlberg (SWE) Micke Kägered Racing	Ford Mustang Krylbo SMK Hedemora	14	45.818	11	0.117	46.035
5	96	Marcus Palmér (SWE) Team Pampas	Chevrolet Camaro Järfälla KAK	20	45.931	19	0.230	45.951
6	48	Andreas Wernersson (SWE) Memphis Racing	Chevrolet Camaro Vara Lidköpings Karting Klubb	16	46.174	13	0.473	46.415
7	66	Joakim Ahlberg (SWE) BDS Racing	Chevrolet Camaro Krylbo SMK Hedemora	18	46.185	5	0.484	46.255
8	19	Erik Stillman (SWE) Bryntesson Motorsport	Ford Mustang -16 Jönköping Jönköpings Kartingklubb	14	46.599	11	0.898	46.677
9	42	Christoffer Bergström (SWE) Team Pampas	Chevrolet Camaro Solna SSK	21	46.748	18	1.047	46.766
10	78	Jonas Fors (SWE) JonasFors.com	Chevrolet Camaro Ingarö KAK	23	46.762	19	1.061	46.898
11	44	Peter Möller (SWE) Peter Möller	Chevrolet Camaro Lingham SHRA Mantorp	19	47.004	8	1.303	47.160
12	21	Andreas Nilsson (SWE) Backyard Racing	Chevrolet Camaro Norrälja MK Rimo	17	47.077	12	1.376	47.423
13	81	Simon Magnusson (SWE) SweTown Racing	Chevrolet Camaro Lit Jämtlands MK	18	47.158	7	1.457	47.234
14	99	Christopher Jarl (SWE)	Ford Mustang Motala MSK	19	47.188	2	1.487	47.298
15	13	Toni Persic (SWE) Persic Motorsport	Chevrolet Camaro Lidköping SSK	11	48.414	5	2.713	48.675
16	11	Robert Möller (SWE) Robert Möller	Dodge Challenger Lingham SHRA Mantorp	16	48.698	12	2.997	48.767

Not Qualified **Qualification maxima (0% of 0.000) = 0.000**

EXC	86	Fredric Magnusson (SWE) Memphis Racing	Chevrolet Camaro Östersund Jämtlands MK	11	45.582	6		45.707
-----	----	---	---	----	--------	---	--	--------

86 DQ Teknisk efterkontroll


Fastest time : 45.582 in lap 6 by nbr. 86 : Fredric Magnusson (Chevrolet Camaro)

Publication-time

Results and Laptimes : www.raceresults.se

Timekeeping by : MB Racesupport AB

Time Printed : 20-08-2016 - 18:03

Clerk of the Course Ulf Sanell	Steward Emma Malmros	Timekeeper Hans Brånalt	
Page 1 of 1 Results remain provisional pending technical examination and decisions from the stewards of the meeting			

Brith Memorial
Falkenbergs MK

SM Roadracing
SM V8 Thunder Cars
V8 Thunder Cars - Kval

19 - 21 August 2016
Falkenberg - 1843 mtr.

Laptimes

Nbr	Name	Laps				Brand / Model																					
		Lap	1	2	3	4	5	6	7	8	9	10	11	12	13	14	15	16	17	18	19	20	21	22	23	24	25
6	Andreas Ahlberg	14				Ford Mustang																					
		1 - 25	49.087	46.296	46.204	48.028	46.337	46.035	51.925	7:17.948	50.501	46.138	45.818	50.737	46.070	1:01.210											
7	Mattias Lindberg	16				Ford Mustang -16																					
		1 - 25	49.047	46.806	1:01.667	46.489	46.034	52.089	4:50.756	49.480	45.701	47.084	45.897	45.724	49.954	49.561	46.083	53.759									
11	Robert Möller	16				Dodge Challenger																					
		1 - 25	50.756	51.654	48.771	49.309	49.535	50.180	49.087	56.094	3:03.172	56.537	4:22.738	48.698	1:11.418	49.978	48.767	49.605									
13	Toni Persic	11				Chevrolet Camaro																					
		1 - 25	51.144	50.026	51.451	49.406	48.414	48.675	48.714	53.159	2:03.268	48.788	4:54.868														
19	Erik Stillman	14				Ford Mustang -16																					
		1 - 25	1:26.792	1:05.212	47.253	47.135	47.321	47.052	53.927	4:42.629	48.197	46.677	46.599	46.754	47.111	55.104											
21	Andreas Nilsson	17				Chevrolet Camaro																					
		1 - 25	49.691	48.101	48.282	47.971	47.804	47.655	47.423	49.251	52.469	2:27.262	47.600	47.077	47.580	47.791	47.732	47.642	54.615								
42	Christoffer Bergström	21				Chevrolet Camaro																					
		1 - 25	50.021	47.819	50.349	47.414	47.433	48.808	47.397	47.283	47.268	47.057	49.644	2:36.901	47.626	48.423	47.064	47.142	47.697	46.748	46.766	46.957	51.910				
44	Peter Möller	19				Chevrolet Camaro																					
		1 - 25	49.102	47.220	47.379	47.523	47.759	47.380	47.578	47.004	47.667	47.756	47.781	51.446	1:59.007	47.256	47.160	48.092	47.189	47.757	54.918						
48	Andreas Wernersson	16				Chevrolet Camaro																					
		1 - 25	3:24.664	49.048	46.999	46.548	47.962	46.425	46.519	55.260	4:19.326	46.507	46.415	46.902	46.174	46.551	46.617	49.948									
66	Joakim Ahlberg	18				Chevrolet Camaro																					
		1 - 25	47.955	46.488	47.068	47.602	46.185	46.490	46.372	51.865	4:51.978	50.183	48.256	46.350	50.972	46.255	52.669	46.667	50.441	51.634							

Brith Memorial
Falkenbergs MK

SM Roadracing
SM V8 Thunder Cars
V8 Thunder Cars - Kval

19 - 21 August 2016
Falkenberg - 1843 mtr.

Laptimes

Nbr	Name	Laps				Brand / Model																							
		Lap	1	2	3	4	5	6	7	8	9	10	11	12	13	14	15	16	17	18	19	20	21	22	23	24	25		
77	Alexander Graff	20				Chevrolet Camaro																							
	1 - 25	46.618	46.721	48.096	47.476	46.394	46.380	46.129	49.918	3:19.563	46.672	55.040	46.040	45.816	46.471	46.116	48.632	46.109	45.965	46.057	52.775								
78	Jonas Fors	23				Chevrolet Camaro																							
	1 - 25	49.393	48.668	49.253	58.681	52.402	47.675	47.099	48.527	47.827	47.367	48.538	47.053	47.672	47.538	50.699	2:06.881	47.449	46.898	46.762	47.305	47.416	47.058	47.009					
81	Simon Magnusson	18				Chevrolet Camaro																							
	1 - 25	51.818	48.130	47.519	51.303	48.036	47.634	47.158	54.461	4:13.853	50.638	2:50.144	49.912	48.491	47.662	47.252	47.365	47.234	59.575										
86	Fredric Magnusson	11				Chevrolet Camaro																							
	1 - 25	51.397	46.018	51.372	50.151	45.802	45.582	50.979	2:34.573	45.707	45.930	48.786																	
96	Marcus Palmér	20				Chevrolet Camaro																							
	1 - 25	49.476	49.166	50.449	46.359	46.532	47.477	46.648	46.588	49.954	46.239	46.255	50.763	46.150	50.598	3:14.491	45.951	46.205	46.077	45.931	53.436								
98	Stein-Fredric Akre	13				Chevrolet Camaro																							
	1 - 25	49.430	47.661	49.605	45.760	45.939	48.220	52.568	8:57.148	48.189	45.945	46.018	46.688	52.013															
99	Christopher Jarl	19				Ford Mustang																							
	1 - 25	48.695	47.188	47.298	47.987	50.945	1:52.235	47.632	47.928	48.359	47.797	47.965	49.530	47.916	49.836	51.637	3:47.062	49.926	48.218	48.001									

Brith Memorial
 Falkenbergs MK

SM Roadracing
 SM V8 Thunder Cars
 V8 Thunder Cars - Kval

19 - 21 August 2016
 Falkenberg - 1843 mtr.

Pos	Nbr	Name / Team name	Sector 1			Sector 2			Sector 3			Theoretical best	Actual best	In
			time	Lap	pos	time	Lap	pos	time	Lap	pos			
1	86	Fredric Magnusson	19.197	6	2	13.278	6	3	13.031	2	2	45.506	45.582	6
2	7	Mattias Lindberg	19.217	13	3	13.336	12	5	13.025	9	1	45.578	45.701	9
3	98	Stein-Frederic Akre	19.093	5	1	13.247	4	1	13.034	4	3	45.374	45.760	4
4	77	Alexander Graff	19.273	13	5	13.331	1	4	13.042	1	4	45.646	45.816	13
5	6	Andreas Ahlberg	19.232	11	4	13.403	11	7	13.119	6	6	45.754	45.818	11
6	96	Marcus Palnér	19.360	20	6	13.263	19	2	13.087	17	5	45.710	45.931	19
7	48	Andreas Wernersson	19.453	13	7	13.372	7	6	13.221	9	9	46.046	46.174	13
8	66	Joakim Ahlberg	19.469	14	8	13.514	12	9	13.161	14	7	46.144	46.185	5
9	19	Erik Stillman	19.802	11	14	13.495	11	8	13.187	10	8	46.484	46.599	11
10	42	Chris toffer Bergström	19.633	19	10	13.597	18	11	13.397	18	14	46.627	46.748	18
11	78	Jonas Fors	19.541	19	9	13.664	23	12	13.297	19	10	46.502	46.762	19
12	44	Peter Möller	19.745	17	12	13.821	8	14	13.332	15	11	46.898	47.004	8
13	21	Andreas Nilsson	19.702	13	11	13.868	16	15	13.349	7	12	46.919	47.077	12
14	81	Simon Magnuss on	19.894	3	15	13.579	17	10	13.506	6	15	46.979	47.158	7
15	99	Christopher Jarl	19.802	3	13	13.672	2	13	13.385	2	13	46.859	47.188	2
16	13	Toni Persic	20.179	7	16	14.235	5	17	13.586	5	16	48.000	48.414	5
17	11	Robert Möller	20.563	12	17	14.113	4	16	13.658	12	17	48.334	48.698	12

Brith Memorial
Falkenbergs MK

SM Roadracing
SM V8 Thunder Cars
V8 Thunder Cars - Kval
Laps and Sector Times

19 - 21 August 2016
Falkenberg - 1843 mtr.

6		Andreas Ahlberg							Ford Mustang											
lap	Sect-1	Speed	Sect-2	Speed	Sect-3	Speed	TopSpeed	laptime	pit	lap	Sect-1	Speed	Sect-2	Speed	Sect-3	Speed	Topspeed	laptime	pit	
1	20.970		14.533		13.584			49.087		8	Out		16.414		14.636				7:17.948	P
2	19.634		13.478		13.184			46.296		9	22.215		14.863		13.423					
3	19.569		13.474		13.161			46.204		10	19.338		13.504		13.296					46.138
4	20.127		14.355		13.546			48.028		11	<u>19.232</u>		<u>13.403</u>		13.183					<u>45.818</u>
5	19.507		13.526		13.304			46.337		12	21.746		15.621		13.370					50.737
6	19.506		13.410		<u>13.119</u>			46.035		13	19.275		13.585		13.210					46.070
7	21.008		14.763					51.925		14	22.885		17.723							1:01.210

7		Mattias Lindberg							Ford Mustang -16											
lap	Sect-1	Speed	Sect-2	Speed	Sect-3	Speed	TopSpeed	laptime	pit	lap	Sect-1	Speed	Sect-2	Speed	Sect-3	Speed	Topspeed	laptime	pit	
1	21.330		14.213		13.504			49.047		9	19.244		13.432		<u>13.025</u>					<u>45.701</u>
2	19.753		13.766		13.287			46.806		10	19.340		13.920		13.824					47.084
3	32.256		15.467		13.944			1:01.667		11	19.221		13.532		13.144					45.897
4	19.526		13.677		13.286			46.489		12	19.289		<u>13.336</u>		13.099					45.724
5	19.411		13.489		13.134			46.034		13	<u>19.217</u>		15.724		15.013					49.954
6	20.583		14.285					52.089		14	21.945		14.158		13.458					49.561
7	Out		16.983		14.525			4:50.756	P	15	19.365		13.464		13.254					46.083
8	20.843		14.369		14.268			49.480		16	20.426		15.816							53.759

11		Robert Möller							Dodge Challenger												
lap	Sect-1	Speed	Sect-2	Speed	Sect-3	Speed	TopSpeed	laptime	pit	lap	Sect-1	Speed	Sect-2	Speed	Sect-3	Speed	Topspeed	laptime	pit		
1	21.625		15.035		14.096			50.756		9	Out		14.975		14.039					3:03.172	P
2	22.812		14.872		13.970			51.654		10	21.648		16.877							56.537	
3	20.673		14.193		13.905			48.771		11	Out		14.724		13.952					4:22.738	P
4	20.584		<u>14.113</u>		14.612			49.309		12	<u>20.563</u>		14.477		<u>13.658</u>					<u>48.698</u>	
5	20.670		14.634		14.231			49.535		13	20.843		36.296		14.279					1:11.418	
6	21.095		14.783		14.302			50.180		14	21.600		14.458		13.920					49.978	
7	20.990		14.267		13.830			49.087		15	20.777		14.178		13.812					48.767	
8	22.888		15.081					56.094		16	20.834		14.899		13.872					49.605	

13		Toni Persic							Chevrolet Camaro												
lap	Sect-1	Speed	Sect-2	Speed	Sect-3	Speed	TopSpeed	laptime	pit	lap	Sect-1	Speed	Sect-2	Speed	Sect-3	Speed	Topspeed	laptime	pit		
1	22.831		14.390		13.923			51.144		7	<u>20.179</u>		14.734		13.801					48.714	
2	20.934		14.463		14.629			50.026		8	20.600		14.723							53.159	
3	22.043		15.604		13.804			51.451		9	Out		14.936		13.849					2:03.268	P
4	21.128		14.642		13.636			49.406		10	20.623		14.413		13.752					48.788	
5	20.593		<u>14.235</u>		<u>13.586</u>			<u>48.414</u>		11										4:54.868	
6	20.506		14.482		13.687			48.675		12											

19		Erik Stillman							Ford Mustang -16												
lap	Sect-1	Speed	Sect-2	Speed	Sect-3	Speed	TopSpeed	laptime	pit	lap	Sect-1	Speed	Sect-2	Speed	Sect-3	Speed	Topspeed	laptime	pit		
1	Out		18.764		21.683			1:26.792		8	Out		17.236		14.928					4:42.629	P
2	36.553		14.862		13.797			1:05.212		9	20.970		13.910		13.317					48.197	
3	20.239		13.691		13.323			47.253		10	19.952		13.538		<u>13.187</u>					46.677	
4	20.080		13.726		13.329			47.135		11	<u>19.802</u>		<u>13.495</u>		13.302					<u>46.599</u>	
5	20.146		13.772		13.403			47.321		12	19.885		13.559		13.310					46.754	
6	20.069		13.632		13.351			47.052		13	20.132		13.618		13.361					47.111	
7	20.172		14.217					53.927		14	20.372		15.417							55.104	

21		Andreas Nilsson							Chevrolet Camaro												
lap	Sect-1	Speed	Sect-2	Speed	Sect-3	Speed	TopSpeed	laptime	pit	lap	Sect-1	Speed	Sect-2	Speed	Sect-3	Speed	Topspeed	laptime	pit		
1	21.034		14.452		14.205			49.691		10	Out		14.469		13.678					2:27.262	P
2	20.574		13.984		13.543			48.101		11	19.959		14.076		13.565					47.600	
3	20.620		14.205		13.457			48.282		12	19.731		13.993		13.353					<u>47.077</u>	
4	20.245		14.079		13.647			47.971		13	<u>19.702</u>		14.144		13.734					47.580	
5	20.095		14.043		13.666			47.804		14	20.185		13.962		13.644					47.791	
6	19.955		13.993		13.707			47.655		15	20.138		14.070		13.524					47.732	

Brith Memorial Falkenbergs MK

SM Roadracing
SM V8 Thunder Cars
V8 Thunder Cars - Kval
Laps and Sector Times

19 - 21 August 2016
Falkenberg - 1843 mtr.

7	20.108	13.966	<u>13.349</u>	47.423	16	19.806	<u>13.868</u>	13.968	47.642
8	20.087	14.081	15.083	49.251	17	21.028	16.007		54.615
9	20.439	14.687		52.469	18				

42 Christoffer Bergström										Chevrolet Camaro									
lap	Sect-1	Speed	Sect-2	Speed	Sect-3	Speed	TopSpeed	laptime	pit	lap	Sect-1	Speed	Sect-2	Speed	Sect-3	Speed	Topspeed	laptime	pit
1	22.278		13.818		13.925			50.021		12	Out		14.041		13.683			2:36.901	P
2	20.169		13.720		13.930			47.819		13	19.867		13.838		13.921			47.626	
3	22.174		14.381		13.794			50.349		14	21.011		13.906		13.506			48.423	
4	19.926		13.748		13.740			47.414		15	19.947		13.647		13.470			47.064	
5	20.088		13.675		13.670			47.433		16	19.734		13.763		13.645			47.142	
6	19.894		14.531		14.383			48.808		17	19.992		14.186		13.519			47.697	
7	19.905		13.909		13.583			47.397		18	19.754		<u>13.597</u>		<u>13.397</u>			<u>46.748</u>	
8	20.020		13.754		13.509			47.283		19	<u>19.633</u>		13.625		13.508			46.766	
9	19.914		13.796		13.558			47.268		20	19.833		13.664		13.460			46.957	
10	19.854		13.709		13.494			47.057		21	19.717		14.942					51.910	
11	19.791		13.782					49.644		22									

44 Peter Möller										Chevrolet Camaro									
lap	Sect-1	Speed	Sect-2	Speed	Sect-3	Speed	TopSpeed	laptime	pit	lap	Sect-1	Speed	Sect-2	Speed	Sect-3	Speed	Topspeed	laptime	pit
1	20.899		14.473		13.730			49.102		11	19.985		14.153		13.643			47.781	
2	19.925		13.909		13.386			47.220		12	20.263		14.530					51.446	
3	19.838		13.911		13.630			47.379		13	Out		14.288		13.459			1:59.007	P
4	19.967		14.039		13.517			47.523		14	19.930		13.979		13.347			47.256	
5	20.227		14.106		13.426			47.759		15	19.949		13.879		<u>13.332</u>			47.160	
6	20.055		13.920		13.405			47.380		16	20.547		14.124		13.421			48.092	
7	20.083		13.885		13.610			47.578		17	<u>19.745</u>		14.013		13.431			47.189	
8	19.830		<u>13.821</u>		13.353			<u>47.004</u>		18	20.003		14.194		13.560			47.757	
9	19.956		13.998		13.703			47.657		19	20.936		15.876					54.918	
10	20.187		14.002		13.567			47.756		20									

48 Andreas Wernersson										Chevrolet Camaro									
lap	Sect-1	Speed	Sect-2	Speed	Sect-3	Speed	TopSpeed	laptime	pit	lap	Sect-1	Speed	Sect-2	Speed	Sect-3	Speed	Topspeed	laptime	pit
1	2:55.144		16.027		13.493			3:24.664		9	Out		14.838		<u>13.221</u>			4:19.326	P
2	21.565		13.683		13.800			49.048		10	19.611		13.641		13.255			46.507	
3	19.758		13.403		13.838			46.999		11	19.620		13.447		13.348			46.415	
4	19.799		13.454		13.295			46.548		12	19.682		13.625		13.595			46.902	
5	20.074		14.350		13.538			47.962		13	<u>19.453</u>		13.414		13.307			<u>46.174</u>	
6	19.672		13.378		13.375			46.425		14	19.652		13.512		13.387			46.551	
7	19.718		<u>13.372</u>		13.429			46.519		15	19.743		13.443		13.431			46.617	
8	22.089		15.160					55.260		16	19.772		13.527					49.948	

66 Joakim Ahlberg										Chevrolet Camaro									
lap	Sect-1	Speed	Sect-2	Speed	Sect-3	Speed	TopSpeed	laptime	pit	lap	Sect-1	Speed	Sect-2	Speed	Sect-3	Speed	Topspeed	laptime	pit
1	20.629		14.006		13.320			47.955		10	21.801		15.032		13.350			50.183	
2	19.666		13.599		13.223			46.488		11	20.058		15.019		13.179			48.256	
3	19.674		14.152		13.242			47.068		12	19.503		<u>13.514</u>		13.333			46.350	
4	20.487		13.872		13.243			47.602		13	21.468		16.246		13.258			50.972	
5	19.473		13.544		13.168			<u>46.185</u>		14	<u>19.469</u>		13.625		<u>13.161</u>			46.255	
6	19.632		13.678		13.180			46.490		15	19.572		19.363		13.734			52.669	
7	19.580		13.585		13.207			46.372		16	19.583		13.521		13.563			46.667	
8	20.453		14.354					51.865		17	21.384		15.572		13.485			50.441	
9	Out		16.001		13.934			4:51.978	P	18	20.470		14.441					51.634	

77 Alexander Graff										Chevrolet Camaro									
lap	Sect-1	Speed	Sect-2	Speed	Sect-3	Speed	TopSpeed	laptime	pit	lap	Sect-1	Speed	Sect-2	Speed	Sect-3	Speed	Topspeed	laptime	pit
1	20.245		<u>13.331</u>		<u>13.042</u>			46.618		11	23.004		18.596		13.440			55.040	
2	19.950		13.470		13.301			46.721		12	19.334		13.552		13.154			46.040	
3	20.492		14.306		13.298			48.096		13	<u>19.273</u>		13.447		13.096			<u>45.816</u>	

Brith Memorial
Falkenbergs MK

SM Roadracing
SM V8 Thunder Cars
V8 Thunder Cars - Kval
Laps and Sector Times

19 - 21 August 2016
Falkenberg - 1843 mtr.

4	20.484	13.735	13.257	47.476	14	19.485	13.505	13.481	46.471
5	19.771	13.460	13.163	46.394	15	19.499	13.417	13.200	46.116
6	19.640	13.369	13.371	46.380	16	20.424	13.883	14.325	48.632
7	19.359	13.530	13.240	46.129	17	19.551	13.363	13.195	46.109
8	19.607	13.712		49.918	18	19.330	13.512	13.123	45.965
9	Out	18.470	16.905	3:19.563 P	19	19.395	13.348	13.314	46.057
10	20.144	13.464	13.064	46.672	20	20.109	14.177		52.775

78 Jonas Fors										Chevrolet Camaro									
lap	Sect-1	Speed	Sect-2	Speed	Sect-3	Speed	TopSpeed	laptime	pit	lap	Sect-1	Speed	Sect-2	Speed	Sect-3	Speed	Topspeed	laptime	pit
1	20.823		14.456		14.114		49.393			13	19.870		13.985		13.817			47.672	
2	20.969		14.003		13.696		48.668			14	20.059		14.021		13.458			47.538	
3	20.785		14.737		13.731		49.253			15	19.837		13.932					50.699	
4	20.975		14.973		22.733		58.681			16	Out		13.924		13.398			2:06.881 P	
5	22.953		14.655		14.794		52.402			17	20.057		13.978		13.414			47.449	
6	20.421		13.846		13.408		47.675			18	19.707		13.758		13.433			46.898	
7	19.922		13.773		13.404		47.099			19	<u>19.541</u>		13.924		<u>13.297</u>			<u>46.762</u>	
8	20.641		14.343		13.543		48.527			20	19.819		13.910		13.576			47.305	
9	19.952		14.429		13.446		47.827			21	19.811		13.844		13.761			47.416	
10	19.973		13.967		13.427		47.367			22	19.679		13.788		13.591			47.058	
11	20.441		14.088		14.009		48.538			23	19.811		<u>13.664</u>		13.534			47.009	
12	19.878		13.807		13.368		47.053			24									

81 Simon Magnusson										Chevrolet Camaro									
lap	Sect-1	Speed	Sect-2	Speed	Sect-3	Speed	TopSpeed	laptime	pit	lap	Sect-1	Speed	Sect-2	Speed	Sect-3	Speed	Topspeed	laptime	pit
1	23.779		14.260		13.779		51.818			10	20.061		13.710					50.638	
2	20.396		13.970		13.764		48.130			11	Out		13.920		14.328			2:50.144 P	
3	<u>19.894</u>		13.801		13.824		47.519			12	22.009		13.918		13.985			49.912	
4	23.245		13.940		14.118		51.303			13	20.343		13.969		14.179			48.491	
5	20.164		13.997		13.875		48.036			14	20.018		14.104		13.540			47.662	
6	20.414		13.714		<u>13.506</u>		47.634			15	20.064		13.597		13.591			47.252	
7	20.004		13.596		13.558		<u>47.158</u>			16	20.002		13.662		13.701			47.365	
8	20.580		15.714				54.461			17	19.940		<u>13.579</u>		13.715			47.234	
9	Out		14.239		13.671		4:13.853 P			18	23.091		17.072					59.575	

86 Fredric Magnusson										Chevrolet Camaro									
lap	Sect-1	Speed	Sect-2	Speed	Sect-3	Speed	TopSpeed	laptime	pit	lap	Sect-1	Speed	Sect-2	Speed	Sect-3	Speed	Topspeed	laptime	pit
1	23.009		14.690		13.698		51.397			7	19.961		13.705					50.979	
2	19.566		13.421		<u>13.031</u>		46.018			8	Out		16.137		13.379			2:34.573 P	
3	19.441		15.150		16.781		51.372			9	19.239		13.353		13.115			45.707	
4	22.915		14.065		13.171		50.151			10	19.405		13.411		13.114			45.930	
5	19.324		13.338		13.140		45.802			11	20.189		14.253					48.786	
6	<u>19.197</u>		<u>13.278</u>		13.107		<u>45.582</u>			12									

96 Marcus Palmér										Chevrolet Camaro									
lap	Sect-1	Speed	Sect-2	Speed	Sect-3	Speed	TopSpeed	laptime	pit	lap	Sect-1	Speed	Sect-2	Speed	Sect-3	Speed	Topspeed	laptime	pit
1	21.387		14.093		13.996		49.476			11	19.744		13.372		13.139			46.255	
2	20.581		14.164		14.421		49.166			12	21.062		15.432		14.269			50.763	
3	22.094		14.540		13.815		50.449			13	19.607		13.394		13.149			46.150	
4	19.696		13.265		13.398		46.359			14	19.880		13.768					50.598	
5	19.786		13.512		13.234		46.532			15	Out		13.546		13.236			3:14.491 P	
6	19.508		13.989		13.980		47.477			16	19.566		13.294		13.091			45.951	
7	19.862		13.503		13.283		46.648			17	19.673		13.445		<u>13.087</u>			46.205	
8	19.629		13.343		13.616		46.588			18	19.578		13.377		13.122			46.077	
9	21.000		15.134		13.820		49.954			19	19.528		<u>13.263</u>		13.140			<u>45.931</u>	
10	19.797		13.331		13.111		46.239			20	<u>19.360</u>		13.569					53.436	

Brith Memorial
 Falkenbergs MK

SM Roadracing
 SM V8 Thunder Cars
 V8 Thunder Cars - Kval
 Laps and Sector Times

19 - 21 August 2016
 Falkenberg - 1843 mtr.

98 Stein-Frederic Akre										Chevrolet Camaro									
lap	Sect-1	Speed	Sect-2	Speed	Sect-3	Speed	TopSpeed	laptime	pit	lap	Sect-1	Speed	Sect-2	Speed	Sect-3	Speed	Topspeed	laptime	pit
1	21.293		13.854		14.283			49.430		8	Out		13.976		13.448			8:57.148	P
2	19.693		14.157		13.811			47.661		9	20.202		14.620		13.367			48.189	
3	19.855		15.855		13.895			49.605		10	19.341		13.471		13.133			45.945	
4	19.479		<u>13.247</u>		<u>13.034</u>			<u>45.760</u>		11	19.336		13.449		13.233			46.018	
5	<u>19.093</u>		13.596		13.250			45.939		12	19.493		13.526		13.669			46.688	
6	20.211		14.422		13.587			48.220		13	19.902		14.938					52.013	
7	19.803		13.779					52.568		14									

99 Christopher Jarl										Ford Mustang									
lap	Sect-1	Speed	Sect-2	Speed	Sect-3	Speed	TopSpeed	laptime	pit	lap	Sect-1	Speed	Sect-2	Speed	Sect-3	Speed	Topspeed	laptime	pit
1	21.001		14.241		13.453			48.695		11	20.283		14.097		13.585			47.965	
2	20.131		<u>13.672</u>		<u>13.385</u>			<u>47.188</u>		12	21.633		14.007		13.890			49.530	
3	<u>19.802</u>		13.861		13.635			47.298		13	20.012		14.159		13.745			47.916	
4	20.137		13.824		14.026			47.987		14	21.826		14.275		13.735			49.836	
5	20.617		15.167					50.945		15	20.761		14.337					51.637	
6	Out		14.107		13.503			1:52.235	P	16	Out		15.935		13.971			3:47.062	P
7	20.234		13.963		13.435			47.632		17	21.095		14.397		14.434			49.926	
8	20.292		14.010		13.626			47.928		18	20.466		14.214		13.538			48.218	
9	20.576		14.170		13.613			48.359		19	20.338		14.077		13.586			48.001	
10	19.898		14.357		13.542			47.797		20									

Brith Memorial
 Falkenbergs MK

SM Roadracing
 SM V8 Thunder Cars

Heat name : V8 Thunder Cars - Kval
 Heat Date : 20 August 2016
 Weather :
 Circuit name : Falkenberg - 1843 mtr.

Participants Started	: 17	Participants Classified	: 17
Participants Finished	: 3	Participants Not Classified	: 0
Participants Not Finished	: 14		

Green flag at	: 16:47:02	Heat recording start time	: 16:47:01
Finish flag waved at	: 17:08:02	Heat recording end time	: 17:09:21
Total time under Green	: 21:00	Total of All Laps in Heat	: 286
Number of cautions	: 0	Total time under Yellow	: 00:00:00
Number of code-60's	: 0	Total time under Code-60	: 00:00:00

Best Lap time history during the Heat

#	Nbr	lap time	in lap	Name	Car	time of day
1	96	49.476	1	Marcus Palmér	Chevrolet Camaro	16:48:58
2	98	49.430	1	Stein-Frederic Akre	Chevrolet Camaro	16:49:00
3	77	46.618	1	Alexander Graff	Chevrolet Camaro	16:49:14
4	86	46.018	2	Fredric Magnusson	Chevrolet Camaro	16:49:52
5	98	45.760	4	Stein-Frederic Akre	Chevrolet Camaro	16:51:23
6	86	45.582	6	Fredric Magnusson	Chevrolet Camaro	16:53:05

Brith Memorial I
Falkenbergs MK

SM Roadracing
SM V8 Thunder Cars
V8 Thunder Cars - Race 1

19 - 21 August 2016
Falkenberg - 1843 mtr.

STARTED: 17

CLASSIFIED: 14

Not Classified: 3

Pos	Nbr	Name Entrant	Motorcycle CITY / Club	Gap	Total time h m sec	Km/h	Fastest SEC	Km/h	In
1	98	Stein-Frederic Akre Team Trysil	Chevrolet Camaro Trysil MK Ratten Torsby	-- 27 laps --	21:07.195	141,36	46.029	144,14	2
2	77	Alexander Graff Memphis Racing	Chevrolet Camaro Uppsala SSK	1.258	21:08.453	141,22	46.259	143,43	18
3	7	Mattias Lindberg Bryntesson Motorsport	Ford Mustang - 16 Vans kiva Hässleholms Motorklubb	9.785	21:16.980	140,28	46.502	142,68	14
4	48	Andreas Wernersson Memphis Racing	Chevrolet Camaro Vara Lidköpings Karting Klubb	12.114	21:19.309	140,02	46.763	141,88	19
5	86	Fredric Magnusson Memphis Racing	Chevrolet Camaro Östersund Jämtlands MK	12.389	21:19.584	139,99	46.670	142,16	13
6	96	Marcus Palmér Team Pampas	Chevrolet Camaro Järfälla KAK	21.333	21:28.528	139,02	46.611	142,34	10
7	78	Jonas Fors JonasFors.com	Chevrolet Camaro Ingarö KAK	32.615	21:39.810	137,81	47.210	140,54	14
8	19	Erik Stillman Bryntesson Motorsport	Ford Mustang - 16 Jönköping Jönköpings Kartingklubb	42.358	21:49.553	136,79	46.982	141,22	17
9	42	Christoffer Bergström Team Pampas	Chevrolet Camaro Solna SSK	46.491	21:53.686	136,36	47.203	140,56	11
10	44	Peter Möller Peter Möller	Chevrolet Camaro Linghem SHRA Mantorp	-- 26 laps --	21:15.694	135,22	47.882	138,57	17
11	99	Christopher Jarl	Ford Mustang Motala MSK	0.704	21:16.398	135,14	47.559	139,51	17
12	11	Robert Möller Robert Möller	Dodge Challenger Linghem SHRA Mantorp	31.811	21:47.505	131,93	48.430	137,00	10
13	21	Andreas Nilsson Backyard Racing	Chevrolet Camaro Norrtälja MK Rimo	-- 24 laps --	19:59.009	132,80	47.551	139,53	22
14	6	Andreas Ahlberg Micke Kägered Racing	Ford Mustang Krylbo SMK Hedemora	-- 23 laps --	18:48.428	135,23	47.004	141,15	9
Not Classified Classification Limit (70% of 27 Laps) = 18 Laps									
DNC	66	Joakim Ahlberg BDS Racing	Chevrolet Camaro Krylbo SMK Hedemora	-- 12 laps --	11:18.250	117,38	47.155	140,70	10
DNC	13	Toni Persic Persic Motorsport	Chevrolet Camaro Lidköping SSK	-- 3 laps --	3:44.594	59,08	50.047	132,57	1
DNC	81	Simon Magnusson SweTown Racing	Chevrolet Camaro Lit Jämtlands MK	-- 1 laps --	54.437	121,88	54.437	121,88	1

Fastest time: 46.029 in lap 2 by nbr. 98 : Stein-Frederic Akre (Chevrolet Camaro)

Publication-time

Results and Laptimes : www.raceresults.se

Timekeeping by : MB Racesupport AB

Time Printed 21-08-2016 - 12:52

Clerk of the Course

Steward

Timekeeper

Ulf Sanell

Emma

Hans Brånalt



Brith Memorial

Falkenbergs MK

SM Roadracing
SM V8 Thunder Cars
V8 Thunder Cars - Race 1

19 - 21 August 2016
Falkenberg - 1843 mtr.

Laptimes

Nbr	Name	Laps				Brand / Model																					
		Lap	1	2	3	4	5	6	7	8	9	10	11	12	13	14	15	16	17	18	19	20	21	22	23	24	25
6	Andreas Ahlberg	23				Ford Mustang																					
		1 - 25	51.014	48.018	1:04.412	48.445	48.573	48.784	47.943	47.999	47.004	47.875	48.562	47.815	47.963	47.665	47.381	47.039	47.296	47.240	47.363	47.122	47.047	47.308	58.560		
7	Mattias Lindberg	27				Ford Mustang -16																					
		1 - 25	49.855	48.349	47.441	48.971	47.608	47.235	47.082	47.019	46.623	46.795	46.653	46.661	46.606	46.502	46.627	47.178	46.589	46.719	46.716	46.886	46.904	46.950	47.319	47.862	47.523
		26 - 50	47.574	48.733																							
11	Robert Möller	26				Dodge Challenger																					
		1 - 25	57.385	51.343	51.086	51.303	51.097	50.223	49.707	48.654	48.757	48.430	50.660	50.322	49.011	51.070	51.489	49.995	48.812	50.240	49.868	49.297	50.917	49.824	49.747	49.552	49.477
13	Toni Persic	3				Chevrolet Camaro																					
		1 - 25	50.047	1:07.125																							
19	Erik Stillman	27				Ford Mustang -16																					
		1 - 25	52.240	1:04.754	49.438	48.015	48.068	48.055	48.425	47.359	47.137	47.421	47.952	48.048	48.216	47.630	47.971	47.089	46.982	47.028	47.075	47.164	47.064	47.318	48.844	47.843	47.682
21	Andreas Nilsson	24				Chevrolet Camaro																					
		1 - 25	56.387	51.213	51.087	52.071	49.392	48.915	50.468	48.241	47.936	48.039	47.856	48.284	48.072	47.970	48.015	47.942	47.861	47.617	47.988	48.496	51.320	47.551	48.729	1:07.559	
42	Christoffer Bergström	27				Chevrolet Camaro																					
		1 - 25	52.829	47.442	49.330	48.997	48.079	49.232	48.016	47.974	47.900	47.614	47.203	47.497	47.974	47.612	47.818	47.706	52.813	48.507	48.692	48.515	48.983	48.601	49.582	49.296	48.665
44	Peter Möller	26				Chevrolet Camaro																					
		1 - 25	54.920	50.006	50.020	49.150	49.699	49.882	49.748	48.881	48.603	48.209	48.038	48.228	48.400	48.535	48.772	47.893	47.882	48.319	48.736	48.830	48.385	48.306	50.682	48.384	48.146
48	Andreas Wernersson	27				Chevrolet Camaro																					
		1 - 25	50.383	48.060	47.696	49.046	47.454	47.357	47.202	46.959	46.855	46.836	46.810	47.218	46.956	46.773	46.914	47.588	47.146	46.882	46.763	46.922	46.843	47.646	47.253	47.141	47.366

Brith Memorial
Falkenbergs MK

SM Roadracing
SM V8 Thunder Cars
V8 Thunder Cars - Race 1

19 - 21 August 2016
Falkenberg - 1843 mtr.

Laptimes

Nbr	Name	Laps				Brand / Model																					
		Lap	1	2	3	4	5	6	7	8	9	10	11	12	13	14	15	16	17	18	19	20	21	22	23	24	25
66	Joakim Ahlberg	12				Chevrolet Camaro																					
		1 - 25	51.630	1:16.293	51.916	48.465	47.733	51.308	1:50.366	47.850	47.683	47.155	48.139	49.712													
77	Alexander Graff	27				Chevrolet Camaro																					
		1 - 25	50.045	46.923	47.560	48.588	47.593	47.011	47.020	46.684	46.505	46.593	46.741	47.469	46.432	46.493	46.865	46.326	46.379	46.259	46.507	46.294	46.485	47.480	46.918	47.692	46.458
78	Jonas Fors	27				Chevrolet Camaro																					
		1 - 25	53.324	47.696	48.055	48.843	47.811	47.782	47.621	47.721	48.313	48.082	48.931	47.770	47.618	47.210	48.470	47.744	47.891	47.611	47.269	47.809	47.422	47.837	47.752	47.588	48.658
81	Simon Magnusson	1				Chevrolet Camaro																					
		1 - 25	54.437																								
86	Fredric Magnusson	27				Chevrolet Camaro																					
		1 - 25	53.976	46.720	48.169	48.493	47.422	47.202	47.181	47.160	47.122	46.720	46.748	46.825	46.670	46.736	46.727	46.822	47.195	46.885	46.967	46.888	46.933	47.075	47.259	47.050	47.526
96	Marcus Palmér	27				Chevrolet Camaro																					
		1 - 25	50.716	48.082	56.589	48.910	49.277	48.213	46.942	46.886	46.766	46.611	46.745	46.863	47.257	47.091	47.169	46.886	46.873	46.928	46.818	46.994	46.729	47.173	46.897	46.850	47.582
98	Stein-Frederic Akre	27				Chevrolet Camaro																					
		1 - 25	48.747	46.029	49.058	49.961	47.385	46.998	47.137	46.689	46.425	46.502	46.620	46.530	46.466	46.277	46.894	46.197	46.364	46.538	46.521	46.271	46.123	47.056	46.814	47.099	46.892
99	Christopher Jarl	26				Ford Mustang																					
		1 - 25	55.686	50.069	50.075	50.667	48.919	49.549	48.847	49.024	48.703	48.362	48.389	47.932	49.090	48.788	48.407	47.967	47.559	48.069	48.225	49.187	49.002	49.685	48.990	48.470	48.267

Brith Memorial
 Falkenbergs MK

SM Roadracing
 SM V8 Thunder Cars
 V8 Thunder Cars - Race 1

19 - 21 August 2016
 Falkenberg - 1843 mtr.

Pos	Nbr	Name / Team name	Sector 1			Sector 2			Sector 3			Theoretical best	Actual best	In
			time	Lap	pos	time	Lap	pos	time	Lap	pos			
1	98	Stein-Frederic A kre	19.321	15	1	13.388	17	1	13.201	1	3	45.910	46.029	2
2	77	Alexander Graff	19.519	3	2	13.413	20	3	13.187	25	1	46.119	46.259	18
3	7	Mattias Lindberg	19.555	15	3	13.558	14	7	13.317	2	6	46.430	46.502	14
4	48	Andreas Wernersson	19.649	14	5	13.438	21	5	13.256	2	5	46.343	46.763	19
5	86	Fredric Magnusson	19.594	3	4	13.530	14	6	13.197	2	2	46.321	46.670	13
6	96	Marcus Palnér	19.706	19	6	13.396	3	2	13.335	9	7	46.437	46.611	10
7	78	Jonas Fors	19.897	7	11	13.736	21	11	13.438	19	10	47.071	47.210	14
8	19	Erik Stillman	19.854	21	9	13.627	22	8	13.357	1	9	46.838	46.982	17
9	42	Christoffer Bergström	19.709	3	7	13.717	15	9	13.450	2	11	46.876	47.203	11
10	44	Peter Möller	20.018	12	14	13.964	16	12	13.472	1	13	47.454	47.882	17
11	99	Christopher Jarf	19.985	17	12	14.109	17	15	13.465	17	12	47.559	47.559	17
12	11	Robert Möller	20.171	8	15	14.181	6	16	13.718	10	15	48.070	48.430	10
13	21	Andreas Nilsson	19.999	20	13	13.978	15	13	13.525	22	14	47.502	47.551	22
14	6	Andreas Ahlberg	19.762	8	8	13.428	3	4	13.216	1	4	46.406	47.004	9
15	66	Joakim Ahlberg	19.855	10	10	13.733	1	10	13.350	1	8	46.938	47.155	10
16	13	Toni Persic											50.047	1
17	81	Simon Magnusson	20.351	2	16	14.089	2	14	14.345	1	16	48.785	54.437	1

Brith Memorial Falkenbergs MK

SM Roadracing
SM V8 Thunder Cars
V8 Thunder Cars - Race 1
Laps and Sector Times

19 - 21 August 2016
Falkenberg - 1843 mtr.

6 Andreas Ahlberg										Ford Mustang										
lap	Sect-1	Speed	Sect-2	Speed	Sect-3	Speed	TopSpeed	laptime	pit	lap	Sect-1	Speed	Sect-2	Speed	Sect-3	Speed	Topspeed	laptime	pit	
1			13.680		<u>13.216</u>			51.014		13	20.276		13.764		13.923				47.963	
2	21.124		13.662		13.232			48.018		14	20.239		13.867		13.559				47.665	
3	20.017		<u>13.428</u>		30.967			1:04.412		15	20.197		13.628		13.556				47.381	
4	20.265		13.798		14.382			48.445		16	19.855		13.632		13.552				47.039	
5	20.772		13.905		13.896			48.573		17	19.974		13.759		13.563				47.296	
6	20.255		14.418		14.111			48.784		18	20.040		13.690		13.510				47.240	
7	20.637		13.548		13.758			47.943		19	20.009		13.779		13.575				47.363	
8	<u>19.762</u>		14.578		13.659			47.999		20	20.022		13.606		13.494				47.122	
9	19.830		13.592		13.582			<u>47.004</u>		21	19.873		13.599		13.575				47.047	
10	19.950		13.951		13.974			47.875		22	19.924		13.674		13.710				47.308	
11	20.625		14.145		13.792			48.562		23	20.240								58.560	
12	20.274		13.878		13.663			47.815		24										

7 Mattias Lindberg										Ford Mustang -16										
lap	Sect-1	Speed	Sect-2	Speed	Sect-3	Speed	TopSpeed	laptime	pit	lap	Sect-1	Speed	Sect-2	Speed	Sect-3	Speed	Topspeed	laptime	pit	
1			13.747		13.452			49.855		15	<u>19.555</u>		13.607		13.465				46.627	
2	21.311		13.721		<u>13.317</u>			48.349		16	20.137		13.716		13.325				47.178	
3	19.658		13.597		14.186			47.441		17	19.591		13.567		13.431				46.589	
4	20.311		14.163		14.497			48.971		18	19.753		13.637		13.329				46.719	
5	20.004		13.638		13.966			47.608		19	19.588		13.651		13.477				46.716	
6	19.903		13.662		13.670			47.235		20	19.701		13.725		13.460				46.886	
7	19.812		13.623		13.647			47.082		21	19.753		13.749		13.402				46.904	
8	19.712		13.744		13.563			47.019		22	19.692		13.708		13.550				46.950	
9	19.595		13.645		13.383			46.623		23	19.903		13.792		13.624				47.319	
10	19.658		13.678		13.459			46.795		24	20.025		14.155		13.682				47.862	
11	19.617		13.632		13.404			46.653		25	20.040		13.874		13.609				47.523	
12	19.651		13.589		13.421			46.661		26	19.924		13.843		13.807				47.574	
13	19.651		13.591		13.364			46.606		27	20.634		14.223		13.876				48.733	
14	19.610		<u>13.558</u>		13.334			<u>46.502</u>		28										

11 Robert Möller										Dodge Challenger										
lap	Sect-1	Speed	Sect-2	Speed	Sect-3	Speed	TopSpeed	laptime	pit	lap	Sect-1	Speed	Sect-2	Speed	Sect-3	Speed	Topspeed	laptime	pit	
1			14.902		14.115			57.385		14	20.628		14.737		15.705				51.070	
2	20.867		14.527		15.949			51.343		15	21.848		14.528		15.113				51.489	
3	21.401		14.739		14.946			51.086		16	21.504		14.365		14.126				49.995	
4	21.067		15.355		14.881			51.303		17	20.423		14.614		13.775				48.812	
5	22.041		14.687		14.369			51.097		18	20.748		15.023		14.469				50.240	
6	21.772		<u>14.181</u>		14.270			50.223		19	20.713		14.649		14.506				49.868	
7	20.804		14.766		14.137			49.707		20	20.795		14.618		13.884				49.297	
8	<u>20.171</u>		14.494		13.989			48.654		21	20.289		15.119		15.509				50.917	
9	20.243		14.702		13.812			48.757		22	21.061		14.724		14.039				49.824	
10	20.248		14.464		<u>13.718</u>			<u>48.430</u>		23	20.703		14.844		14.200				49.747	
11	20.487		14.702		15.471			50.660		24	20.407		14.961		14.184				49.552	
12	21.032		15.105		14.185			50.322		25	20.874		14.634		13.969				49.477	
13	20.820		14.345		13.846			49.011		26	20.659		14.668		13.912				49.239	

13 Toni Persic										Chevrolet Camaro										
lap	Sect-1	Speed	Sect-2	Speed	Sect-3	Speed	TopSpeed	laptime	pit	lap	Sect-1	Speed	Sect-2	Speed	Sect-3	Speed	Topspeed	laptime	pit	
1								<u>50.047</u>		2									1:07.125	

19 Erik Stillman										Ford Mustang -16										
lap	Sect-1	Speed	Sect-2	Speed	Sect-3	Speed	TopSpeed	laptime	pit	lap	Sect-1	Speed	Sect-2	Speed	Sect-3	Speed	Topspeed	laptime	pit	
1			13.975		<u>13.357</u>			52.240		15	20.322		14.239		13.410				47.971	
2	20.520		28.431		15.803			1:04.754		16	19.991		13.697		13.401				47.089	
3	21.596		13.966		13.876			49.438		17	19.949		13.631		13.402				<u>46.982</u>	
4	20.345		14.032		13.638			48.015		18	19.907		13.678		13.443				47.028	
5	20.266		13.988		13.814			48.068		19	20.010		13.682		13.383				47.075	
6	20.636		13.833		13.586			48.055		20	20.047		13.671		13.446				47.164	
7	20.539		14.236		13.650			48.425		21	<u>19.854</u>		13.688		13.522				47.064	
8	19.970		13.776		13.613			47.359		22	20.109		<u>13.627</u>		13.582				47.318	
9	20.046		13.667		13.424			47.137		23	20.048		14.892		13.904				48.844	
10	20.049		13.783		13.589			47.421		24	20.535		13.846		13.462				47.843	
11	20.203		14.017		13.732			47.952		25	20.228		13.918		13.536				47.682	

Brith Memorial
Falkenbergs MK

SM Roadracing
SM V8 Thunder Cars
V8 Thunder Cars - Race 1
Laps and Sector Times

19 - 21 August 2016
Falkenberg - 1843 mtr.

12	20.412	13.964	13.672	48.048	26	19.993	13.749	13.420	47.162
13	20.490	14.160	13.566	48.216	27	20.209	13.895	13.469	47.573
14	20.283	13.749	13.598	47.630	28				

21 Andreas Nilsson										Chevrolet Camaro									
lap	Sect-1	Speed	Sect-2	Speed	Sect-3	Speed	TopSpeed	laptime	pit	lap	Sect-1	Speed	Sect-2	Speed	Sect-3	Speed	Topspeed	laptime	pit
1			14.932		14.032		56.387			13	20.342		14.022		13.708				48.072
2	21.032		14.272		15.909		51.213			14	20.256		13.990		13.724				47.970
3	20.657		14.206		16.224		51.087			15	20.289		<u>13.978</u>		13.748				48.015
4	20.536		15.802		15.733		52.071			16	20.178		14.112		13.652				47.942
5	20.440		14.440		14.512		49.392			17	20.001		14.099		13.761				47.861
6	20.350		14.466		14.099		48.915			18	20.000		14.001		13.616				47.617
7	21.656		14.390		14.422		50.468			19	20.089		14.143		13.756				47.988
8	20.253		14.248		13.740		48.241			20	<u>19.999</u>		14.462		14.035				48.496
9	20.061		13.981		13.894		47.936			21	23.222		14.297		13.801				51.320
10	20.314		14.152		13.573		48.039			22	20.013		14.013		<u>13.525</u>				<u>47.551</u>
11	20.147		14.014		13.695		47.856			23	20.258		14.552		13.919				48.729
12	20.186		14.002		14.096		48.284			24	28.049		18.436						1:07.559

42 Christoffer Bergström										Chevrolet Camaro									
lap	Sect-1	Speed	Sect-2	Speed	Sect-3	Speed	TopSpeed	laptime	pit	lap	Sect-1	Speed	Sect-2	Speed	Sect-3	Speed	Topspeed	laptime	pit
1			14.175		13.508		52.829			15	20.142		<u>13.717</u>		13.959				47.818
2	20.230		13.762		<u>13.450</u>		47.442			16	20.288		13.911		13.507				47.706
3	<u>19.709</u>		14.579		15.042		49.330			17	24.192		14.606		14.015				52.813
4	20.547		13.981		14.469		48.997			18	20.229		14.495		13.783				48.507
5	19.910		14.058		14.111		48.079			19	20.274		14.521		13.897				48.692
6	20.897		14.217		14.118		49.232			20	20.480		14.206		13.829				48.515
7	20.148		13.927		13.941		48.016			21	20.612		14.461		13.910				48.983
8	20.339		14.000		13.635		47.974			22	20.473		14.408		13.720				48.601
9	20.210		13.961		13.729		47.900			23	20.310		15.230		14.042				49.582
10	20.044		13.973		13.597		47.614			24	21.358		14.254		13.684				49.296
11	19.855		13.772		13.576		<u>47.203</u>			25	20.235		14.660		13.770				48.665
12	19.957		13.893		13.647		47.497			26	20.365		14.439		13.889				48.693
13	20.110		13.899		13.965		47.974			27	20.199		14.270		13.647				48.116
14	20.352		13.802		13.458		47.612			28									

44 Peter Möller										Chevrolet Camaro									
lap	Sect-1	Speed	Sect-2	Speed	Sect-3	Speed	TopSpeed	laptime	pit	lap	Sect-1	Speed	Sect-2	Speed	Sect-3	Speed	Topspeed	laptime	pit
1			15.328		<u>13.472</u>		54.920			14	20.413		14.069		14.053				48.535
2	20.317		14.266		15.423		50.006			15	20.454		14.282		14.036				48.772
3	20.234		14.175		15.611		50.020			16	20.243		<u>13.964</u>		13.686				47.893
4	20.546		14.087		14.517		49.150			17	20.216		14.088		13.578				<u>47.882</u>
5	20.731		14.429		14.539		49.699			18	20.310		14.253		13.756				48.319
6	21.234		14.476		14.172		49.882			19	20.297		14.768		13.671				48.736
7	20.768		14.691		14.289		49.748			20	20.618		14.485		13.727				48.830
8	20.769		14.235		13.877		48.881			21	20.278		14.368		13.739				48.385
9	20.322		14.250		14.031		48.603			22	20.230		14.259		13.817				48.306
10	20.100		14.351		13.758		48.209			23	21.047		15.563		14.072				50.682
11	20.090		14.400		13.548		48.038			24	20.274		14.551		13.559				48.384
12	<u>20.018</u>		14.328		13.882		48.228			25	20.096		14.336		13.714				48.146
13	20.317		14.265		13.818		48.400			26	20.570		14.592		13.878				49.040

48 Andreas Wernersson										Chevrolet Camaro									
lap	Sect-1	Speed	Sect-2	Speed	Sect-3	Speed	TopSpeed	laptime	pit	lap	Sect-1	Speed	Sect-2	Speed	Sect-3	Speed	Topspeed	laptime	pit
1			13.627		13.338		50.383			15	19.697		13.593		13.624				46.914
2	21.261		13.543		<u>13.256</u>		48.060			16	19.942		13.621		14.025				47.588
3	19.800		13.501		14.395		47.696			17	19.916		13.593		13.637				47.146
4	20.199		14.181		14.666		49.046			18	19.830		13.527		13.525				46.882
5	19.856		13.569		14.029		47.454			19	19.741		13.493		13.529				<u>46.763</u>
6	19.875		13.643		13.839		47.357			20	19.716		13.641		13.565				46.922
7	19.844		13.558		13.800		47.202			21	19.797		<u>13.438</u>		13.608				46.843
8	19.857		13.540		13.562		46.959			22	20.145		13.820		13.681				47.646
9	19.736		13.502		13.617		46.855			23	19.910		13.655		13.688				47.253
10	19.704		13.538		13.594		46.836			24	19.787		13.657		13.697				47.141
11	19.692		13.512		13.606		46.810			25	20.079		13.675		13.612				47.366

Brith Memorial Falkenbergs MK

SM Roadracing
SM V8 Thunder Cars
V8 Thunder Cars - Race 1
Laps and Sector Times

19 - 21 August 2016
Falkenberg - 1843 mtr.

12	19.824	13.627	13.767	47.218	26	20.051	13.708	13.684	47.443
13	19.889	13.518	13.549	46.956	27	20.303	13.773	13.721	47.797
14	<u>19.649</u>	13.541	13.583	46.773	28				

66 Joakim Ahlberg										Chevrolet Camaro									
lap	Sect-1	Speed	Sect-2	Speed	Sect-3	Speed	TopSpeed	laptime	pit	lap	Sect-1	Speed	Sect-2	Speed	Sect-3	Speed	Topspeed	laptime	pit
1			<u>13.733</u>		<u>13.350</u>		51.630			7	Out		13.952		13.574			1:50.366	P
2	21.082		40.669		14.542		1:16.293			8	20.289		13.978		13.583			47.850	
3	23.271		14.434		14.211		51.916			9	20.507		13.755		13.421			47.683	
4	20.505		14.039		13.921		48.465			10	<u>19.855</u>		13.791		13.509			<u>47.155</u>	
5	20.031		13.820		13.882		47.733			11	20.286		14.235		13.618			48.139	
6	20.174		13.933				51.308			12	20.110		13.812					49.712	

77 Alexander Graff										Chevrolet Camaro									
lap	Sect-1	Speed	Sect-2	Speed	Sect-3	Speed	TopSpeed	laptime	pit	lap	Sect-1	Speed	Sect-2	Speed	Sect-3	Speed	Topspeed	laptime	pit
1			13.562		13.477		50.045			15	19.527		13.510		13.828			46.865	
2	20.257		13.470		13.196		46.923			16	19.657		13.435		13.234			46.326	
3	<u>19.519</u>		13.509		14.532		47.560			17	19.579		13.442		13.358			46.379	
4	20.370		13.818		14.400		48.588			18	19.636		13.421		13.202			<u>46.259</u>	
5	19.924		13.696		13.973		47.593			19	19.595		13.583		13.329			46.507	
6	19.788		13.602		13.621		47.011			20	19.611		<u>13.413</u>		13.270			46.294	
7	19.819		13.560		13.641		47.020			21	19.639		13.505		13.341			46.485	
8	19.646		13.588		13.450		46.684			22	19.875		13.529		14.076			47.480	
9	19.632		13.518		13.355		46.505			23	19.879		13.743		13.296			46.918	
10	19.676		13.511		13.406		46.593			24	19.747		14.336		13.609			47.692	
11	19.706		13.683		13.352		46.741			25	19.763		13.508		<u>13.187</u>			46.458	
12	20.413		13.588		13.468		47.469			26	19.625		13.555		13.274			46.454	
13	19.657		13.493		13.282		46.432			27	19.821		13.515		13.343			46.679	
14	19.775		13.455		13.263		46.493			28									

78 Jonas Fors										Chevrolet Camaro									
lap	Sect-1	Speed	Sect-2	Speed	Sect-3	Speed	TopSpeed	laptime	pit	lap	Sect-1	Speed	Sect-2	Speed	Sect-3	Speed	Topspeed	laptime	pit
1			14.112		13.627		53.324			15	20.648		13.864		13.958			48.470	
2	20.147		13.827		13.722		47.696			16	20.361		13.824		13.559			47.744	
3	19.946		13.869		14.240		48.055			17	20.197		14.007		13.687			47.891	
4	20.527		14.118		14.198		48.843			18	20.080		13.920		13.611			47.611	
5	19.941		13.916		13.954		47.811			19	20.037		13.794		<u>13.438</u>			47.269	
6	20.091		13.880		13.811		47.782			20	20.005		13.945		13.859			47.809	
7	<u>19.897</u>		13.818		13.906		47.621			21	20.001		<u>13.736</u>		13.685			47.422	
8	20.024		13.982		13.715		47.721			22	19.917		13.910		14.010			47.837	
9	20.367		14.018		13.928		48.313			23	20.140		13.931		13.681			47.752	
10	20.101		14.028		13.953		48.082			24	19.911		13.870		13.807			47.588	
11	21.193		13.998		13.740		48.931			25	20.472		14.246		13.940			48.658	
12	20.127		13.851		13.792		47.770			26	20.419		14.174		13.796			48.389	
13	20.055		13.862		13.701		47.618			27	20.688		13.974		13.931			48.593	
14	19.915		13.750		13.545		<u>47.210</u>			28									

81 Simon Magnusson										Chevrolet Camaro									
lap	Sect-1	Speed	Sect-2	Speed	Sect-3	Speed	TopSpeed	laptime	pit	lap	Sect-1	Speed	Sect-2	Speed	Sect-3	Speed	Topspeed	laptime	pit
1			14.240		<u>14.345</u>		54.437			2									

86 Fredric Magnusson										Chevrolet Camaro									
lap	Sect-1	Speed	Sect-2	Speed	Sect-3	Speed	TopSpeed	laptime	pit	lap	Sect-1	Speed	Sect-2	Speed	Sect-3	Speed	Topspeed	laptime	pit
1			14.396		13.399		53.976			15	19.720		13.657		13.350			46.727	
2	19.834		13.689		<u>13.197</u>		46.720			16	19.784		13.584		13.454			46.822	
3	<u>19.594</u>		13.965		14.610		48.169			17	19.970		13.731		13.494			47.195	
4	20.261		14.053		14.179		48.493			18	19.800		13.582		13.503			46.885	
5	19.849		13.583		13.990		47.422			19	19.848		13.609		13.510			46.967	
6	20.058		13.598		13.546		47.202			20	19.801		13.569		13.518			46.888	
7	19.834		13.692		13.655		47.181			21	19.720		13.722		13.491			46.933	
8	19.807		13.781		13.572		47.160			22	19.892		13.638		13.545			47.075	
9	19.894		13.661		13.567		47.122			23	19.888		13.656		13.715			47.259	
10	19.782		13.605		13.333		46.720			24	19.882		13.700		13.468			47.050	
11	19.751		13.627		13.370		46.748			25	20.136		13.784		13.606			47.526	
12	19.787		13.692		13.346		46.825			26	20.038		13.729		13.535			47.302	

Brith Memorial
 Falkenbergs MK

SM Roadracing
 SM V8 Thunder Cars
 V8 Thunder Cars - Race 1
 Laps and Sector Times

19 - 21 August 2016
 Falkenberg - 1843 mtr.

13	19.791	13.574	13.305	46.670	27	20.420	13.761	13.630	47.811
14	19.889	13.530	13.317	46.736	28				

96 Marcus Palnér										Chevrolet Camaro									
lap	Sect-1	Speed	Sect-2	Speed	Sect-3	Speed	TopSpeed	laptime	pit	lap	Sect-1	Speed	Sect-2	Speed	Sect-3	Speed	Topspeed	laptime	pit
1			13.509		13.338			50.716		15	20.031		13.693		13.445			47.169	
2	21.174		13.555		13.353			48.082		16	19.860		13.595		13.431			46.886	
3	19.942		13.396		23.251			56.589		17	19.922		13.546		13.405			46.873	
4	20.890		13.646		14.374			48.910		18	19.781		13.672		13.475			46.928	
5	20.745		14.383		14.149			49.277		19	19.706		13.711		13.401			46.818	
6	20.782		13.720		13.711			48.213		20	19.853		13.662		13.479			46.994	
7	19.795		13.517		13.630			46.942		21	19.778		13.589		13.362			46.729	
8	19.767		13.553		13.566			46.886		22	20.036		13.703		13.434			47.173	
9	19.771		13.660		13.335			46.766		23	19.873		13.578		13.446			46.897	
10	19.717		13.537		13.357			46.611		24	19.851		13.580		13.419			46.850	
11	19.768		13.579		13.398			46.745		25	20.026		13.999		13.557			47.582	
12	19.783		13.521		13.559			46.863		26	20.122		13.688		13.415			47.225	
13	19.952		13.747		13.558			47.257		27	20.123		13.834		13.499			47.456	
14	20.078		13.587		13.426			47.091		28									

98 Stein-Frederic Akre										Chevrolet Camaro									
lap	Sect-1	Speed	Sect-2	Speed	Sect-3	Speed	TopSpeed	laptime	pit	lap	Sect-1	Speed	Sect-2	Speed	Sect-3	Speed	Topspeed	laptime	pit
1			13.612		13.201			48.747		15	19.321		13.612		13.961			46.894	
2	19.345		13.456		13.228			46.029		16	19.473		13.497		13.227			46.197	
3	19.417		13.630		16.011			49.058		17	19.689		13.388		13.287			46.364	
4	21.429		13.860		14.672			49.961		18	19.729		13.599		13.210			46.538	
5	19.768		13.762		13.855			47.385		19	19.366		13.707		13.448			46.521	
6	19.668		13.700		13.630			46.998		20	19.486		13.522		13.263			46.271	
7	19.677		13.651		13.809			47.137		21	19.387		13.421		13.315			46.123	
8	19.619		13.571		13.499			46.689		22	19.819		13.661		13.576			47.056	
9	19.516		13.551		13.358			46.425		23	19.768		13.622		13.424			46.814	
10	19.559		13.593		13.350			46.502		24	19.603		13.967		13.529			47.099	
11	19.605		13.717		13.298			46.620		25	19.758		13.760		13.374			46.892	
12	19.569		13.622		13.339			46.530		26	19.683		13.726		13.428			46.837	
13	19.666		13.460		13.340			46.466		27	19.802		13.511		13.452			46.765	
14	19.479		13.487		13.311			46.277		28									

99 Christopher Jarl										Ford Mustang									
lap	Sect-1	Speed	Sect-2	Speed	Sect-3	Speed	TopSpeed	laptime	pit	lap	Sect-1	Speed	Sect-2	Speed	Sect-3	Speed	Topspeed	laptime	pit
1			14.875		13.740			55.686		14	20.759		14.364		13.665			48.788	
2	20.491		14.161		15.417			50.069		15	20.365		14.319		13.723			48.407	
3	20.853		14.484		14.738			50.075		16	20.323		14.116		13.528			47.967	
4	21.136		15.592		13.939			50.667		17	19.985		14.109		13.465			47.552	
5	20.484		14.311		14.124			48.919		18	20.174		14.327		13.568			48.069	
6	20.962		14.577		14.010			49.549		19	20.158		14.436		13.631			48.225	
7	20.483		14.426		13.938			48.847		20	20.611		14.652		13.924			49.187	
8	20.898		14.282		13.844			49.024		21	20.699		14.223		14.080			49.002	
9	20.590		14.392		13.721			48.703		22	21.163		14.896		13.626			49.685	
10	20.294		14.115		13.953			48.362		23	20.485		14.589		13.916			48.990	
11	20.598		14.207		13.584			48.389		24	20.760		14.219		13.491			48.470	
12	20.178		14.172		13.582			47.932		25	20.125		14.392		13.750			48.267	
13	20.837		14.289		13.964			49.090		26	20.560		14.154		13.756			48.470	

Brith Memorial

Falkenbergs MK

SM Roadracing
SM V8 Thunder Cars
 Revision 1

19 - 21 August 2016

Falkenberg - 1843 mtr.

Startgrid - V8 Thunder Cars - Race 1

Start Time : 12:25 - Heat Duration : 20 Minutes And 1 lap

Pos	Nbr	Name	time
-----	-----	------	------


Pos	Nbr	Name	time
-----	-----	------	------

----- STARTLINE -----

Pole Right

2	98	Stein-Frederic Akre	45.760	Row 1
4	6	Andreas Ahlberg	45.818	Row 2
6	48	Andreas Wernersson	46.174	Row 3
8	19	Erik Stillman	46.599	Row 4
10	78	Jonas Fors	46.762	Row 5
12	21	Andreas Nilsson	47.077	Row 6
14	99	Christopher Jarl	47.188	Row 7
16	11	Robert Möller	48.698	Row 8
				Row 9

1	7	Mattias Lindberg	45.701
3	77	Alexander Graff	45.816
5	96	Marcus Palmér	45.931
7	66	Joakim Ahlberg	46.185
9	42	Christoffer Bergström	46.748
11	44	Peter Möller	47.004
13	81	Simon Magnusson	47.158
15	13	Toni Persic	48.414
17	86	Fredric Magnusson	

Results and Laptimes : www.raceresults.se		Timekeeping by : MB Racesupport AB		Publication-time
Clerk of the Course	Steward	Timekeeper		Time Printed 20-08-2016 - 18:05
Ulf Sanell	Emma	Hans Brånalt		
Page 1 of 1	Results remain provisional pending technical examination and decisions from the stewards of the meeting			

Brith Memorial
 Falkenbergs MK

SM Roadracing
 SM V8 Thunder Cars

Heat name : V8 Thunder Cars - Race 1
 Heat Date : 21 August 2016
 Weather :
 Circuit name : Falkenberg - 1843 mtr.

Participants Started	: 17	Participants Classified	: 14
Participants Finished	: 12	Participants Not Classified	: 3
Participants Not Finished	: 5		

Green flag at	: 12:29:41	Heat recording start time	: 12:07:26
Finish flag waved at	: 12:50:48	Heat recording end time	: 12:51:59
Total time under Green	: 21:07	Total of All Laps in Heat	: 383
Number of cautions	: 0	Total time under Yellow	: 00:00:00
Number of code-60's	: 0	Total time under Code-60	: 00:00:00

Leader history during the Heat

#	Nbr	Lap	to Lap	Name	Car
1	98	1	3	Stein-Frederic Akre	Chevrolet Camaro
2	77	4	11	Alexander Graff	Chevrolet Camaro
3	98	12	27	Stein-Frederic Akre	Chevrolet Camaro

Best Lap time history during the Heat

#	Nbr	lap time	in lap	Name	Car	time of day
1	98	48.747	1	Stein-Frederic Akre	Chevrolet Camaro	12:30:29
2	98	46.029	2	Stein-Frederic Akre	Chevrolet Camaro	12:31:15

Summary of number of laps in the lead

#	Nbr	Name	Car	# Laps in the lead
1	98	Stein-Frederic Akre	Chevrolet Camaro	19
2	77	Alexander Graff	Chevrolet Camaro	8

Brith Memorial I
Falkenbergs MK

SM Roadracing
SM V8 Thunder Cars
V8 Thunder Cars - Race 2

19 - 21 August 2016
Falkenberg - 1843 mtr.

STARTED: 16

CLASSIFIED: 15

Not Classified: 2

Pos	Nbr	Name Entrant	Motorcycle CITY / Club	Gap	Total time h m sec	Km/h	Fastest SEC	Km/h	In
1	7	Mattias Lindberg Bryntesson Motorsport	Ford Mustang - 16 Vans kiva Hässleholms Motorklubb	-- 27 laps --	21:00.896	142,07	46.050	144,08	11
2	96	Marcus Palmér Team Pampas	Chevrolet Camaro Järfälla KAK	1.142	21:02.038	141,94	46.105	143,91	6
3	77	Alexander Graff Memphis Racing	Chevrolet Camaro Uppsala SSK	11.211	21:12.107	140,82	46.398	143,00	15
4	86	Fredric Magnusson Memphis Racing	Chevrolet Camaro Östersund Jämtlands MK	22.176	21:23.072	139,61	46.508	142,66	8
5	48	Andreas Wernersson Memphis Racing	Chevrolet Camaro Vara Lidköpings Karting Klubb	24.117	21:25.013	139,40	46.649	142,23	6
6	42	Christoffer Bergström Team Pampas	Chevrolet Camaro Solna SSK	27.018	21:27.914	139,09	46.614	142,33	14
7	66	Joakim Ahlberg BDS Racing	Chevrolet Camaro Krylbo SMK Hedemora	35.105	21:36.001	138,22	46.717	142,02	4
8	78	Jonas Fors JonasFors.com	Chevrolet Camaro Ingarö KAK	36.626	21:37.522	138,06	46.914	141,42	15
9	6	Andreas Ahlberg Micke Kägered Racing	Ford Mustang Krylbo SMK Hedemora	40.566	21:41.462	137,64	46.523	142,61	6
10	21	Andreas Nilsson Backyard Racing	Chevrolet Camaro Norrälja MK Rimo	44.240	21:45.136	137,25	47.249	140,42	12
11	99	Christopher Jarl	Ford Mustang Motala MSK	-- 26 laps --	21:03.723	136,50	47.144	140,73	6
12	81	Simon Magnusson SweTown Racing	Chevrolet Camaro Lit Jämtlands MK	23.941	21:27.664	133,96	47.992	138,25	9
13	44	Peter Möller Peter Möller	Chevrolet Camaro Lingham SHRA Mantorp	33.438	21:37.161	132,98	48.061	138,05	19
14	11	Robert Möller Robert Möller	Dodge Challenger Lingham SHRA Mantorp	-- 25 laps --	21:22.085	129,37	48.979	135,46	10
15	98	Stein-Frederic Akre Team Trysil	Chevrolet Camaro Trysil MK Ratten Torsby	-- 21 laps --	16:17.285	142,56	45.998	144,24	11
Not Classified Classification Limit (70% of 27 Laps) = 18 Laps									
DNC	19	Erik Stillman Bryntesson Motorsport	Ford Mustang - 16 Jönköping Jönköpings Kartingklubb	-- 11 laps --	9:04.058	134,14	47.036	141,06	10


Fastest time: 45.998 in lap 11 by nbr. 98 : Stein-Frederic Akre (Chevrolet Camaro)

Publication-time

Results and Laptimes : www.raceresults.se

Timekeeping by : MB Racesupport AB

Time Printed 21-08-2016 - 17:38

Clerk of the Course Ulf Sanell	Steward Emma Malmros	Timekeeper Hans Brånalt	
Page 1 of 2 Results remain provisional pending technical examination and decisions from the stewards of the meeting			

Brith Memorial I
 Falkenbergs MK

SM Roadracing
 SM V8 Thunder Cars
 V8 Thunder Cars - Race 2

19 - 21 August 2016
 Falkenberg - 1843 mtr.

STARTED: 16

CLASSIFIED: 15

Not Classified: 2

Pos	Nbr	Name Entrant	Motorcycle CITY / Club	Gap	Total time h m sec Km/h	Fastest SEC Km/h In
DNS	13	Toni Persic Persic Motorsport	Chevrolet Camaro Lidköping SSK			


Fastest time: 45.998 in lap 11 by nbr. 98 : Stein-Frederic Akre (Chevrolet Camaro)

Publication-time

Results and Laptimes : www.raceresults.se

Timekeeping by : MB Racesupport AB

Time Printed 21-08-2016 - 17:38

Clerk of the Course Ulf Sanell	Steward Emma Malmros	Timekeeper Hans Brånalt	
Page 2 of 2 Results remain provisional pending technical examination and decisions from the stewards of the meeting			

Brith Memorial
Falkenbergs MK

SM Roadracing
SM V8 Thunder Cars
V8 Thunder Cars - Race 2
Laptimes

19 - 21 August 2016
Falkenberg - 1843 mtr.

Nbr	Name	Laps	lap	Lap ..1	Lap ..2	Lap ..3	Lap ..4	Lap ..5	Lap ..6	Lap ..7	Lap ..8	Lap ..9	Lap ..0
7	Mattias Lindberg	27	1 - 10	48.508	47.043	48.447	46.865	46.238	46.312	46.641	46.287	46.180	46.337
			11 - 20	46.050	46.114	46.274	46.456	46.310	46.212	47.283	46.536	46.147	46.256
			21 - 30	46.386	46.831	46.641	46.671	46.744	47.101	48.026			
96	Marcus Palmér	27	1 - 10	49.307	46.897	48.067	46.880	46.381	46.105	46.693	46.365	46.383	46.208
			11 - 20	46.152	46.300	46.345	47.216	46.275	46.276	46.922	46.880	46.285	46.350
			21 - 30	46.322	46.766	47.024	46.663	46.731	46.743	47.502			
77	Alexander Graff	27	1 - 10	50.232	46.768	47.884	46.924	46.873	46.619	46.806	47.268	46.912	47.361
			11 - 20	47.872	46.988	47.223	46.506	46.398	47.510	46.569	46.500	46.580	46.425
			21 - 30	46.915	46.942	47.630	47.124	47.409	47.033	46.836			
86	Fredric Magnusson	27	1 - 10	54.410	48.006	47.082	47.803	46.661	46.553	46.530	46.508	46.702	46.527
			11 - 20	46.538	46.747	47.437	47.117	47.946	48.548	47.241	48.521	47.013	46.891
			21 - 30	46.919	47.319	47.332	47.297	47.409	48.102	47.913			
48	Andreas Wernersson	27	1 - 10	51.227	46.812	47.298	47.062	46.669	46.649	46.657	47.227	46.983	47.281
			11 - 20	48.233	46.664	47.094	47.895	48.562	47.511	46.787	46.832	46.846	47.237
			21 - 30	47.045	47.635	47.820	47.740	48.519	50.728	48.000			
42	Christoffer Bergström	27	1 - 10	53.168	47.764	48.178	47.990	47.766	47.527	47.476	47.424	47.024	47.126
			11 - 20	47.354	47.187	47.175	46.614	47.009	47.183	47.118	49.148	47.632	47.613
			21 - 30	46.778	48.352	48.645	46.908	46.932	47.033	47.790			
66	Joakim Ahlberg	27	1 - 10	51.748	47.164	47.409	46.717	46.874	46.876	46.842	46.825	46.824	47.140
			11 - 20	47.898	47.464	47.340	47.311	48.384	48.649	48.422	48.713	47.573	47.648
			21 - 30	47.847	48.452	48.944	48.427	48.592	50.587	49.331			
78	Jonas Fors	27	1 - 10	59.250	50.835	47.376	47.480	47.116	47.225	47.298	47.559	47.013	47.293
			11 - 20	47.472	47.074	47.023	47.175	46.914	47.088	47.021	47.344	47.296	47.061
			21 - 30	47.578	47.714	48.265	47.407	49.133	49.318	48.194			
6	Andreas Ahlberg	27	1 - 10	49.893	46.744	47.991	46.908	46.962	46.523	46.869	47.207	46.941	47.444
			11 - 20	47.821	47.002	47.221	48.024	48.646	48.789	48.734	49.855	48.128	48.943
			21 - 30	48.140	48.622	48.322	48.934	49.201	50.955	50.643			
21	Andreas Nilsson	27	1 - 10	56.819	49.842	48.104	48.410	47.431	48.103	47.333	48.583	47.937	47.408
			11 - 20	47.840	47.249	47.355	47.814	47.501	47.644	47.479	48.716	47.436	47.648
			21 - 30	47.611	48.447	49.297	47.872	48.240	49.090	47.927			
99	Christopher Jarl	26	1 - 10	55.864	49.033	47.816	47.391	47.482	47.144	47.162	47.479	47.477	47.791
			11 - 20	47.415	47.672	47.402	47.804	47.320	47.450	47.232	47.580	47.585	47.249
			21 - 30	47.796	47.705	59.878	48.790	48.383	51.823				
81	Simon Magnusson	26	1 - 10	58.517	52.711	49.587	48.805	48.836	49.332	48.150	48.649	47.992	48.084
			11 - 20	48.646	48.253	48.454	48.200	48.649	48.108	52.255	48.713	48.396	48.285
			21 - 30	49.430	49.576	50.703	49.209	50.373	49.751				
44	Peter Möller	26	1 - 10	54.189	57.800	50.105	48.748	48.355	49.036	48.729	48.575	48.328	48.800
			11 - 20	48.328	48.180	48.435	48.513	48.243	51.410	48.843	48.411	48.061	49.100
			21 - 30	48.728	49.044	49.005	49.137	1:00.980	50.078				

Brith Memorial
 Falkenbergs MK

SM Roadracing
 SM V8 Thunder Cars
 V8 Thunder Cars - Race 2
 Laptimes

19 - 21 August 2016
 Falkenberg - 1843 mtr.

Nbr	Name	Laps	lap	Lap ..1	Lap ..2	Lap ..3	Lap ..4	Lap ..5	Lap ..6	Lap ..7	Lap ..8	Lap ..9	Lap ..0
11	Robert Möller	25	1 - 10	58.097	52.498	49.268	49.109	49.153	50.834	50.179	49.294	49.131	48.979
			11 - 20	49.146	49.062	53.107	49.191	50.389	49.892	1:06.539	50.091	49.948	49.624
			21 - 30	57.196	52.542	49.985	49.412	49.419					
98	Stein-Frederic Akre	21	1 - 10	48.647	47.161	47.815	46.449	46.357	46.132	46.420	46.234	46.243	46.257
			11 - 20	45.998	46.263	46.301	46.539	46.121	46.287	46.921	46.193	46.271	46.351
			21 - 30	46.325									
19	Erik Stillman	11	1 - 10	54.867	48.490	47.421	47.434	47.415	47.382	47.162	47.497	47.185	47.036
			11 - 20	1:02.169									
13	Toni Persic		1 - 10										
			11 - 20										

Brith Memorial
 Falkenbergs MK

SM Roadracing
 SM V8 Thunder Cars
 V8 Thunder Cars - Race 2

19 - 21 August 2016
 Falkenberg - 1843 mtr.

Pos	Nbr	Name / Team name	Sector 1			Sector 2			Sector 3			Theoretical best	Actual best	In
			time	Lap	pos	time	Lap	pos	time	Lap	pos			
1	7	Mattias Lindberg	19.378	11	2	13.435	11	3	13.188	12	2	46.001	46.050	11
2	96	Marcus Palmér	19.501	6	4	13.364	15	1	13.213	6	4	46.078	46.105	6
3	77	Alexander Graff	19.453	16	3	13.477	14	5	13.190	14	3	46.120	46.398	15
4	86	Fredric Magnusson	19.636	6	6	13.478	7	6	13.213	11	5	46.327	46.508	8
5	48	Andreas Wernersson	19.741	5	9	13.451	12	4	13.349	2	12	46.541	46.649	6
6	42	Chris toffer Bergström	19.703	15	7	13.510	14	7	13.318	21	10	46.531	46.614	14
7	66	Joakim Ahlberg	19.800	8	11	13.572	4	9	13.298	5	6	46.670	46.717	4
8	78	Jonas Fors	19.727	7	8	13.694	15	11	13.393	9	13	46.814	46.914	15
9	6	Andreas Ahlberg	19.590	6	5	13.529	6	8	13.304	2	7	46.423	46.523	6
10	21	Andreas Nilsson	19.826	7	12	13.837	12	13	13.310	12	9	46.973	47.249	12
11	99	Christopher Jarl	19.780	7	10	13.764	6	12	13.307	11	8	46.851	47.144	6
12	81	Simon Magnusson	20.083	16	14	14.032	10	14	13.630	16	15	47.745	47.992	9
13	44	Peter Möller	20.132	5	15	14.143	1	15	13.510	16	14	47.785	48.061	19
14	11	Robert Möller	20.142	15	16	14.342	11	16	13.767	12	16	48.251	48.979	10
15	98	Stein-Frederic Akre	19.284	11	1	13.426	18	2	13.166	11	1	45.876	45.998	11
16	19	Erik Stillman	19.978	10	13	13.637	8	10	13.337	10	11	46.952	47.036	10
17	13	Toni Persic												

Brith Memorial
Falkenbergs MK

SM Roadracing
SM V8 Thunder Cars
V8 Thunder Cars - Race 2
Laps and Sector Times

19 - 21 August 2016
Falkenberg - 1843 mtr.

6		Andreas Ahlberg							Ford Mustang										
lap	Sect-1	Speed	Sect-2	Speed	Sect-3	Speed	TopSpeed	laptime	pit	lap	Sect-1	Speed	Sect-2	Speed	Sect-3	Speed	Topspeed	laptime	pit
1			13.727		13.489		49.893	48.893		15	20.662		13.847		14.137			48.646	
2	19.901		13.539		<u>13.304</u>		46.744	46.744		16	21.137		14.031		13.621			48.789	
3	20.497		14.019		13.475		47.991	47.991		17	20.519		14.188		14.027			48.734	
4	19.828		13.645		13.435		46.908	46.908		18	21.919		14.029		13.907			49.855	
5	19.777		13.652		13.533		46.962	46.962		19	20.356		13.965		13.807			48.128	
6	<u>19.590</u>		<u>13.529</u>		13.404		<u>46.523</u>	46.523		20	21.131		14.023		13.789			48.943	
7	19.749		13.640		13.480		46.869	46.869		21	20.214		13.988		13.938			48.140	
8	20.111		13.677		13.419		47.207	47.207		22	20.430		14.248		13.944			48.622	
9	19.929		13.532		13.480		46.941	46.941		23	20.462		14.008		13.852			48.322	
10	20.145		13.674		13.625		47.444	47.444		24	20.665		14.342		13.927			48.934	
11	20.698		13.744		13.379		47.821	47.821		25	20.897		14.285		14.019			49.201	
12	19.786		13.710		13.506		47.002	47.002		26	21.612		14.973		14.370			50.955	
13	19.976		13.649		13.596		47.221	47.221		27	21.028		14.646		14.969			50.643	
14	20.726		13.726		13.572		48.024	48.024		28									

7		Mattias Lindberg							Ford Mustang -16										
lap	Sect-1	Speed	Sect-2	Speed	Sect-3	Speed	TopSpeed	laptime	pit	lap	Sect-1	Speed	Sect-2	Speed	Sect-3	Speed	Topspeed	laptime	pit
1			13.620		13.420		48.508	48.508		15	19.610		13.470		13.230			46.310	
2	20.051		13.750		13.242		47.043	47.043		16	19.502		13.477		13.233			46.212	
3	21.138		13.947		13.362		48.447	48.447		17	20.500		13.538		13.245			47.283	
4	19.771		13.739		13.355		46.865	46.865		18	19.683		13.646		13.207			46.536	
5	19.532		13.496		13.210		46.238	46.238		19	19.449		13.497		13.201			46.147	
6	19.445		13.520		13.347		46.312	46.312		20	19.565		13.479		13.212			46.256	
7	19.819		13.560		13.262		46.641	46.641		21	19.589		13.565		13.232			46.386	
8	19.566		13.481		13.240		46.287	46.287		22	19.707		13.821		13.303			46.831	
9	19.491		13.474		13.215		46.180	46.180		23	19.702		13.627		13.312			46.641	
10	19.596		13.527		13.214		46.337	46.337		24	19.690		13.708		13.273			46.671	
11	<u>19.378</u>		<u>13.435</u>		13.237		<u>46.050</u>	46.050		25	19.735		13.696		13.313			46.744	
12	19.447		13.479		<u>13.188</u>		46.114	46.114		26	19.837		13.854		13.410			47.101	
13	19.534		13.506		13.234		46.274	46.274		27	20.136		14.254		13.636			48.026	
14	19.505		13.727		13.224		46.456	46.456		28									

11		Robert Möller							Dodge Challenger										
lap	Sect-1	Speed	Sect-2	Speed	Sect-3	Speed	TopSpeed	laptime	pit	lap	Sect-1	Speed	Sect-2	Speed	Sect-3	Speed	Topspeed	laptime	pit
1			15.191		14.387		58.097	58.097		14	20.818		14.508		13.865			49.191	
2	22.484		15.587		14.427		52.498	52.498		15	<u>20.142</u>		16.213		14.034			50.389	
3	20.708		14.692		13.868		49.268	49.268		16	20.901		14.552		14.439			49.892	
4	20.295		14.807		14.007		49.109	49.109		17	37.819		14.924		13.796			1:06.539	
5	20.689		14.480		13.984		49.153	49.153		18	21.164		14.872		14.055			50.091	
6	20.783		14.888		15.163		50.834	50.834		19	20.678		15.086		14.184			49.948	
7	21.270		14.923		13.986		50.179	50.179		20	20.971		14.611		14.042			49.624	
8	20.785		14.589		13.920		49.294	49.294		21	28.140		15.106		13.950			57.196	
9	20.727		14.621		13.783		49.131	49.131		22	20.394		16.845		15.303			52.542	
10	20.473		14.652		13.854		<u>48.979</u>	48.979		23	20.857		14.958		14.170			49.985	
11	20.830		<u>14.342</u>		13.974		49.146	49.146		24	20.757		14.694		13.961			49.412	
12	20.658		14.637		<u>13.767</u>		49.062	49.062		25	20.587		14.708		14.124			49.419	
13	21.265		17.341		14.501		53.107	53.107		26									

13		Toni Persic							Chevrolet Camaro										
lap	Sect-1	Speed	Sect-2	Speed	Sect-3	Speed	TopSpeed	laptime	pit	lap	Sect-1	Speed	Sect-2	Speed	Sect-3	Speed	Topspeed	laptime	pit

19		Erik Stillman							Ford Mustang -16										
lap	Sect-1	Speed	Sect-2	Speed	Sect-3	Speed	TopSpeed	laptime	pit	lap	Sect-1	Speed	Sect-2	Speed	Sect-3	Speed	Topspeed	laptime	pit
1			14.439		13.546		54.867	54.867		7	20.070		13.746		13.346			47.162	
2	21.300		13.827		13.363		48.490	48.490		8	20.015		<u>13.637</u>		13.845			47.497	
3	20.042		13.978		13.401		47.421	47.421		9	20.023		13.672		13.490			47.185	

Brith Memorial
Falkenbergs MK

SM Roadracing
SM V8 Thunder Cars
V8 Thunder Cars - Race 2
Laps and Sector Times

19 - 21 August 2016
Falkenberg - 1843 mtr.

4	20.226	13.782	13.426	47.434	10	<u>19.978</u>	13.721	<u>13.337</u>	<u>47.036</u>
5	20.249	13.818	13.348	47.415	11	20.182	18.960		1:02.169
6	20.135	13.863	13.384	47.382	12				

21 Andreas Nilsson										Chevrolet Camaro									
lap	Sect-1	Speed	Sect-2	Speed	Sect-3	Speed	TopSpeed	laptime	pit	lap	Sect-1	Speed	Sect-2	Speed	Sect-3	Speed	Topspeed	laptime	pit
1			15.031		14.048			56.819		15	19.973		14.039		13.489				47.501
2	21.745		14.227		13.870			49.842		16	20.260		14.017		13.367				47.644
3	20.674		13.986		13.444			48.104		17	19.961		13.953		13.565				47.479
4	20.564		14.190		13.656			48.410		18	21.060		14.054		13.602				48.716
5	20.211		13.894		13.326			47.431		19	20.093		13.867		13.476				47.436
6	20.286		14.200		13.617			48.103		20	20.168		13.997		13.483				47.648
7	<u>19.826</u>		13.988		13.519			47.333		21	20.324		13.898		13.389				47.611
8	20.153		14.086		14.344			48.583		22	20.049		14.450		13.948				48.447
9	20.366		13.969		13.602			47.937		23	21.251		14.553		13.493				49.297
10	20.050		13.947		13.411			47.408		24	20.332		14.144		13.396				47.872
11	20.277		13.922		13.641			47.840		25	20.415		14.360		13.465				48.240
12	20.102		<u>13.837</u>		<u>13.310</u>			<u>47.249</u>		26	20.674		14.721		13.695				49.090
13	20.005		13.845		13.505			47.355		27	20.213		14.077		13.637				47.927
14	20.076		14.127		13.611			47.814		28									

42 Christoffer Bergström										Chevrolet Camaro									
lap	Sect-1	Speed	Sect-2	Speed	Sect-3	Speed	TopSpeed	laptime	pit	lap	Sect-1	Speed	Sect-2	Speed	Sect-3	Speed	Topspeed	laptime	pit
1			14.029		13.611			53.168		15	<u>19.703</u>		13.976		13.330				47.009
2	20.274		13.976		13.514			47.764		16	19.919		13.898		13.366				47.183
3	20.407		14.097		13.674			48.178		17	19.939		13.849		13.330				47.118
4	20.246		14.224		13.520			47.990		18	20.982		13.777		14.389				49.148
5	20.527		13.778		13.461			47.766		19	20.106		13.804		13.722				47.632
6	19.997		13.874		13.656			47.527		20	20.470		13.781		13.362				47.613
7	20.245		13.796		13.435			47.476		21	19.748		13.712		<u>13.318</u>				46.778
8	19.960		13.790		13.674			47.424		22	20.384		14.477		13.491				48.352
9	19.828		13.737		13.459			47.024		23	20.623		14.338		13.684				48.645
10	19.859		13.766		13.501			47.126		24	19.932		13.578		13.398				46.908
11	20.215		13.625		13.514			47.354		25	19.924		13.662		13.346				46.932
12	20.127		13.681		13.379			47.187		26	19.970		13.601		13.462				47.033
13	19.962		13.712		13.501			47.175		27	20.502		13.876		13.412				47.790
14	19.723		<u>13.510</u>		13.381			<u>46.614</u>		28									

44 Peter Möller										Chevrolet Camaro									
lap	Sect-1	Speed	Sect-2	Speed	Sect-3	Speed	TopSpeed	laptime	pit	lap	Sect-1	Speed	Sect-2	Speed	Sect-3	Speed	Topspeed	laptime	pit
1			<u>14.143</u>		13.744			54.189		14	20.532		14.334		13.647				48.513
2	29.399		14.584		13.817			57.800		15	20.232		14.209		13.802				48.243
3	20.855		14.927		14.323			50.105		16	22.852		15.048		<u>13.510</u>				51.410
4	20.695		14.394		13.659			48.748		17	20.662		14.370		13.811				48.843
5	<u>20.132</u>		14.296		13.927			48.355		18	20.392		14.210		13.809				48.411
6	20.598		14.505		13.933			49.036		19	20.187		14.211		13.663				<u>48.061</u>
7	20.366		14.363		14.000			48.729		20	20.349		15.159		13.592				49.100
8	20.427		14.337		13.811			48.575		21	20.536		14.594		13.598				48.728
9	20.315		14.271		13.742			48.328		22	20.554		14.454		14.036				49.044
10	20.578		14.623		13.599			48.800		23	20.755		14.550		13.700				49.005
11	20.357		14.164		13.807			48.328		24	20.447		14.822		13.868				49.137
12	20.235		14.300		13.645			48.180		25	20.537		14.241		26.202				1:00.980
13	20.392		14.441		13.602			48.435		26	21.211		14.885		13.982				50.078

48 Andreas Wernersson										Chevrolet Camaro									
lap	Sect-1	Speed	Sect-2	Speed	Sect-3	Speed	TopSpeed	laptime	pit	lap	Sect-1	Speed	Sect-2	Speed	Sect-3	Speed	Topspeed	laptime	pit
1			13.749		13.452			51.227		15	20.679		13.807		14.076				48.562
2	19.882		13.581		<u>13.349</u>			46.812		16	20.471		13.524		13.516				47.511
3	20.051		13.747		13.500			47.298		17	19.823		13.552		13.412				46.787
4	20.065		13.604		13.393			47.062		18	19.762		13.544		13.526				46.832

Brith Memorial Falkenbergs MK

SM Roadracing
SM V8 Thunder Cars
V8 Thunder Cars - Race 2
Laps and Sector Times

19 - 21 August 2016
Falkenberg - 1843 mtr.

5	<u>19.741</u>	13.495	13.433	46.669	19	19.817	13.570	13.459	46.846
6	19.772	13.491	13.386	<u>46.649</u>	20	19.893	13.786	13.558	47.237
7	19.749	13.504	13.404	46.657	21	19.869	13.604	13.572	47.045
8	20.098	13.692	13.437	47.227	22	20.005	14.101	13.529	47.635
9	20.059	13.471	13.453	46.983	23	20.122	14.035	13.663	47.820
10	20.103	13.638	13.540	47.281	24	20.096	13.980	13.664	47.740
11	20.599	14.051	13.583	48.233	25	20.053	14.668	13.798	48.519
12	19.797	<u>13.451</u>	13.416	46.664	26	20.668	14.066	15.994	50.728
13	20.072	13.558	13.464	47.094	27	20.264	14.044	13.692	48.000
14	20.599	13.696	13.600	47.895	28				

66 Joakim Ahlberg										Chevrolet Camaro									
lap	Sect-1	Speed	Sect-2	Speed	Sect-3	Speed	TopSpeed	laptime	pit	lap	Sect-1	Speed	Sect-2	Speed	Sect-3	Speed	Topspeed	laptime	pit
1			13.920		13.408			51.748		15	20.636		13.956		13.792			48.384	
2	20.031		13.777		13.356			47.164		16	21.147		13.996		13.506			48.649	
3	20.147		13.809		13.453			47.409		17	20.482		14.180		13.760			48.422	
4	19.804		<u>13.572</u>		13.341			<u>46.717</u>		18	21.348		13.921		13.444			48.713	
5	19.910		13.666		<u>13.298</u>			46.874		19	20.209		13.944		13.420			47.573	
6	19.906		13.646		13.324			46.876		20	20.218		13.910		13.520			47.648	
7	19.867		13.576		13.399			46.842		21	20.188		14.085		13.574			47.847	
8	<u>19.800</u>		13.671		13.354			46.825		22	20.687		14.201		13.564			48.452	
9	19.802		13.683		13.339			46.824		23	20.800		14.498		13.646			48.944	
10	20.021		13.716		13.403			47.140		24	20.720		14.024		13.683			48.427	
11	20.338		14.004		13.556			47.898		25	20.644		14.162		13.786			48.592	
12	20.243		13.713		13.508			47.464		26	20.821		14.127		15.639			50.587	
13	20.246		13.741		13.353			47.340		27	21.154		14.360		13.817			49.331	
14	20.165		13.768		13.378			47.311		28									

77 Alexander Graff										Chevrolet Camaro									
lap	Sect-1	Speed	Sect-2	Speed	Sect-3	Speed	TopSpeed	laptime	pit	lap	Sect-1	Speed	Sect-2	Speed	Sect-3	Speed	Topspeed	laptime	pit
1			13.553		13.456			50.232		15	19.566		13.527		13.305			<u>46.398</u>	
2	20.002		13.489		13.277			46.768		16	<u>19.453</u>		14.408		13.649			47.510	
3	20.446		13.891		13.547			47.884		17	19.810		13.522		13.237			46.569	
4	20.031		13.553		13.340			46.924		18	19.667		13.511		13.322			46.500	
5	19.762		13.589		13.522			46.873		19	19.663		13.527		13.390			46.580	
6	19.662		13.605		13.352			46.619		20	19.714		13.497		13.214			46.425	
7	19.704		13.635		13.467			46.806		21	19.869		13.732		13.314			46.915	
8	20.123		13.703		13.442			47.268		22	19.662		14.033		13.247			46.942	
9	19.875		13.543		13.494			46.912		23	20.118		14.055		13.457			47.630	
10	20.154		13.621		13.586			47.361		24	19.935		13.878		13.311			47.124	
11	20.631		13.910		13.331			47.872		25	19.710		14.120		13.579			47.409	
12	19.793		13.700		13.495			46.988		26	19.974		13.726		13.333			47.033	
13	19.969		13.651		13.603			47.223		27	19.885		13.637		13.314			46.836	
14	19.839		<u>13.477</u>		<u>13.190</u>			46.506		28									

78 Jonas Fors										Chevrolet Camaro									
lap	Sect-1	Speed	Sect-2	Speed	Sect-3	Speed	TopSpeed	laptime	pit	lap	Sect-1	Speed	Sect-2	Speed	Sect-3	Speed	Topspeed	laptime	pit
1			14.296		13.709			59.250		15	19.765		<u>13.694</u>		13.455			<u>46.914</u>	
2	21.915		15.243		13.677			50.835		16	19.792		13.879		13.417			47.088	
3	19.863		13.895		13.618			47.376		17	19.830		13.728		13.463			47.021	
4	19.991		13.818		13.671			47.480		18	19.992		13.868		13.484			47.344	
5	19.827		13.836		13.453			47.116		19	19.976		13.920		13.400			47.296	
6	19.839		13.906		13.480			47.225		20	19.886		13.739		13.436			47.061	
7	<u>19.727</u>		14.017		13.554			47.298		21	20.206		13.924		13.448			47.578	
8	19.930		13.955		13.674			47.559		22	20.065		13.974		13.675			47.714	
9	19.811		13.809		<u>13.393</u>			47.013		23	20.405		14.213		13.647			48.265	
10	20.027		13.793		13.473			47.293		24	20.044		13.871		13.492			47.407	
11	19.819		13.984		13.669			47.472		25	20.973		14.275		13.885			49.133	
12	19.873		13.707		13.494			47.074		26	21.211		14.386		13.721			49.318	
13	19.808		13.719		13.496			47.023		27	20.033		14.097		14.064			48.194	

Brith Memorial
Falkenbergs MK

SM Roadracing
SM V8 Thunder Cars
V8 Thunder Cars - Race 2
Laps and Sector Times

19 - 21 August 2016
Falkenberg - 1843 mtr.

14	19.958	13.789	13.428	47.175	28				
----	--------	--------	--------	--------	----	--	--	--	--

81 Simon Magnusson										Chevrolet Camaro									
lap	Sect-1	Speed	Sect-2	Speed	Sect-3	Speed	TopSpeed	laptime	pit	lap	Sect-1	Speed	Sect-2	Speed	Sect-3	Speed	Topspeed	laptime	pit
1			14.757		14.217			58.517		14	20.189		14.126		13.885			48.200	
2	23.767		14.877		14.067			52.711		15	20.369		14.634		13.646			48.649	
3	21.040		14.569		13.978			49.587		16	<u>20.083</u>		14.395		<u>13.630</u>			48.108	
4	20.351		14.378		14.076			48.805		17	22.786		15.016		14.453			52.255	
5	20.863		14.213		13.760			48.836		18	20.603		14.274		13.836			48.713	
6	20.781		14.763		13.788			49.332		19	20.303		14.073		14.020			48.396	
7	20.332		14.041		13.777			48.150		20	20.211		14.209		13.865			48.285	
8	20.708		14.206		13.735			48.649		21	21.056		14.597		13.777			49.430	
9	20.204		14.142		13.646			<u>47.992</u>		22	20.979		14.644		13.953			49.576	
10	20.357		<u>14.032</u>		13.695			48.084		23	21.680		14.562		14.461			50.703	
11	20.367		14.412		13.867			48.646		24	20.657		14.421		14.131			49.209	
12	20.407		14.066		13.780			48.253		25	21.190		14.362		14.821			50.373	
13	20.153		14.246		14.055			48.454		26	20.865		14.777		14.109			49.751	

86 Fredric Magnusson										Chevrolet Camaro									
lap	Sect-1	Speed	Sect-2	Speed	Sect-3	Speed	TopSpeed	laptime	pit	lap	Sect-1	Speed	Sect-2	Speed	Sect-3	Speed	Topspeed	laptime	pit
1			14.130		13.674			54.410		15	20.074		13.721		14.151			47.946	
2	20.758		13.747		13.501			48.006		16	20.962		13.989		13.597			48.548	
3	19.939		13.735		13.408			47.082		17	19.967		13.703		13.571			47.241	
4	20.153		14.062		13.588			47.803		18	21.202		13.795		13.524			48.521	
5	19.735		13.525		13.401			46.661		19	20.028		13.545		13.440			47.013	
6	<u>19.636</u>		13.611		13.306			46.553		20	19.728		13.633		13.530			46.891	
7	19.700		<u>13.478</u>		13.352			46.530		21	19.896		13.624		13.399			46.919	
8	19.729		13.500		13.279			<u>46.508</u>		22	20.083		13.869		13.367			47.319	
9	19.812		13.577		13.313			46.702		23	20.193		13.799		13.340			47.332	
10	19.720		13.582		13.225			46.527		24	20.147		13.714		13.436			47.297	
11	19.755		13.570		<u>13.213</u>			46.538		25	20.133		13.877		13.399			47.409	
12	19.723		13.569		13.455			46.747		26	20.194		13.919		13.989			48.102	
13	20.268		13.797		13.372			47.437		27	20.383		14.000		13.530			47.913	
14	20.050		13.706		13.361			47.117		28									

96 Marcus Palmér										Chevrolet Camaro									
lap	Sect-1	Speed	Sect-2	Speed	Sect-3	Speed	TopSpeed	laptime	pit	lap	Sect-1	Speed	Sect-2	Speed	Sect-3	Speed	Topspeed	laptime	pit
1			13.523		13.377			49.307		15	19.673		<u>13.364</u>		13.238			46.275	
2	19.854		13.792		13.251			46.897		16	19.658		13.398		13.220			46.276	
3	20.713		13.976		13.378			48.067		17	19.824		13.833		13.265			46.922	
4	19.843		13.674		13.363			46.880		18	19.718		13.818		13.344			46.880	
5	19.659		13.474		13.248			46.381		19	19.637		13.393		13.255			46.285	
6	<u>19.501</u>		13.391		<u>13.213</u>			<u>46.105</u>		20	19.669		13.434		13.247			46.350	
7	19.858		13.579		13.256			46.693		21	19.691		13.412		13.219			46.322	
8	19.631		13.518		13.216			46.365		22	19.793		13.608		13.365			46.766	
9	19.649		13.518		13.216			46.383		23	20.103		13.591		13.330			47.024	
10	19.583		13.410		13.215			46.208		24	19.891		13.439		13.333			46.663	
11	19.557		13.375		13.220			46.152		25	19.999		13.443		13.289			46.731	
12	19.627		13.460		13.213			46.300		26	19.910		13.487		13.346			46.743	
13	19.680		13.406		13.259			46.345		27	20.097		13.905		13.500			47.502	
14	19.848		14.146		13.222			47.216		28									

98 Stein-Frederic Akre										Chevrolet Camaro									
lap	Sect-1	Speed	Sect-2	Speed	Sect-3	Speed	TopSpeed	laptime	pit	lap	Sect-1	Speed	Sect-2	Speed	Sect-3	Speed	Topspeed	laptime	pit
1			13.609		13.289			48.647		12	19.399		13.484		13.380			46.263	
2	20.150		13.797		13.214			47.161		13	19.401		13.605		13.295			46.301	
3	20.408		13.867		13.540			47.815		14	19.536		13.736		13.267			46.539	
4	19.557		13.657		13.235			46.449		15	19.443		13.454		13.224			46.121	
5	19.514		13.671		13.172			46.357		16	19.479		13.539		13.269			46.287	
6	19.493		13.455		13.184			46.132		17	20.220		13.490		13.211			46.921	

Brith Memorial
 Falkenbergs MK

SM Roadracing
 SM V8 Thunder Cars
 V8 Thunder Cars - Race 2
 Laps and Sector Times

19 - 21 August 2016
 Falkenberg - 1843 mtr.

7	19.446	13.624	13.350	46.420	18	19.496	<u>13.426</u>	13.271	46.193
8	19.482	13.492	13.260	46.234	19	19.584	13.468	13.219	46.271
9	19.458	13.455	13.330	46.243	20	19.537	13.496	13.318	46.351
10	19.364	13.631	13.262	46.257	21	19.597	13.504	13.224	46.325
11	<u>19.284</u>	13.548	<u>13.166</u>	<u>45.998</u>	22				

99 Christopher Jarl							Ford Mustang												
lap	Sect-1	Speed	Sect-2	Speed	Sect-3	Speed	TopSpeed	laptime	pit	lap	Sect-1	Speed	Sect-2	Speed	Sect-3	Speed	Topspeed	laptime	pit
1			14.594		13.920			55.864		14	20.320		14.012		13.472			47.804	
2	21.285		14.230		13.518			49.033		15	20.034		13.809		13.477			47.320	
3	20.297		14.095		13.424			47.816		16	20.083		13.879		13.488			47.450	
4	20.068		13.788		13.535			47.391		17	19.981		13.900		13.351			47.232	
5	20.089		13.780		13.613			47.482		18	20.131		13.929		13.520			47.580	
6	19.983		<u>13.764</u>		13.397			<u>47.144</u>		19	20.325		13.852		13.408			47.585	
7	<u>19.780</u>		13.880		13.502			47.162		20	19.990		13.781		13.478			47.249	
8	20.092		13.932		13.455			47.479		21	20.383		13.840		13.573			47.796	
9	20.045		14.018		13.414			47.477		22	20.013		14.115		13.577			47.705	
10	20.573		13.910		13.308			47.791		23	27.884		17.806		14.188			59.878	
11	19.911		14.197		<u>13.307</u>			47.415		24	20.555		14.440		13.795			48.790	
12	20.189		13.975		13.508			47.672		25	20.183		14.600		13.600			48.383	
13	20.100		13.794		13.508			47.402		26	20.798		16.815		14.210			51.823	

Brith Memorial

Falkenbergs MK

SM Roadracing
 SM V8 Thunder Cars
 Revision 1


19 - 21 August 2016

Falkenberg - 1843 mtr.

Startgrid - V8 Thunder Cars - Race 2

Start Time : 17:05 - Heat Duration : 20 Minutes And 1 lap

Pos	Nbr	Name	time	Pos	Nbr	Name	time
----- STARTLINE -----							
				Pole Right			
2	98	Stein-Frederic Akre	45.939	1	7	Mattias Lindberg	45.724
4	77	Alexander Graff	45.965	3	96	Marcus Palmér	45.951
6	66	Joakim Ahlberg	46.255	5	6	Andreas Ahlberg	46.035
8	19	Erik Stillman	46.677	7	48	Andreas Wernersson	46.415
10	78	Jonas Fors	46.898	9	42	Christoffer Bergström	46.766
12	81	Simon Magnusson	47.234	11	44	Peter Möller	47.160
14	21	Andreas Nilsson	47.423	13	99	Christopher Jarl	47.298
16	11	Robert Möller	48.767	15	13	Toni Persic	48.675
				17	86	Fredric Magnusson	

Results and Laptimes : www.raceresults.se			Timekeeping by : MB Racesupport AB		Publication-time	
Clerk of the Course		Steward		Timekeeper		
Ulf Sanell		Emma Malmros		Hans Brånalt		
Page 1 of 1	Results remain provisional pending technical examination and decisions from the stewards of the meeting					



Brith Memorial
 Falkenbergs MK

SM Roadracing
 SM V8 Thunder Cars

Heat name : V8 Thunder Cars - Race 2
 Heat Date : 21 August 2016
 Weather :
 Circuit name : Falkenberg - 1843 mtr.

Participants Started	: 16	Participants Classified	: 15
Participants Finished	: 14	Participants Not Classified	: 2
Participants Not Finished	: 3		

Green flag at	: 17:12:00	Heat recording start time	: 17:06:00
Finish flag waved at	: 17:33:01	Heat recording end time	: 17:34:05
Total time under Green	: 21:00	Total of All Laps in Heat	: 405
Number of cautions	: 0	Total time under Yellow	: 00:00:00
Number of code-60's	: 0	Total time under Code-60	: 00:00:00

Leader history during the Heat

#	Nbr	Lap	to Lap	Name	Car
1	7	1	2	Mattias Lindberg	Ford Mustang -16
2	98	3	21	Stein-Frederic Akre	Chevrolet Camaro
3	7	22	27	Mattias Lindberg	Ford Mustang -16

Best Lap time history during the Heat

#	Nbr	lap time	in lap	Name	Car	time of day
1	7	48.508	1	Mattias Lindberg	Ford Mustang -16	17:12:48
2	7	47.043	2	Mattias Lindberg	Ford Mustang -16	17:13:35
3	96	46.897	2	Marcus Palmér	Chevrolet Camaro	17:13:36
4	6	46.744	2	Andreas Ahlberg	Ford Mustang	17:13:36
5	98	46.449	4	Stein-Frederic Akre	Chevrolet Camaro	17:15:10
6	98	46.357	5	Stein-Frederic Akre	Chevrolet Camaro	17:15:56
7	7	46.238	5	Mattias Lindberg	Ford Mustang -16	17:15:57
8	98	46.132	6	Stein-Frederic Akre	Chevrolet Camaro	17:16:42
9	96	46.105	6	Marcus Palmér	Chevrolet Camaro	17:16:43
10	98	45.998	11	Stein-Frederic Akre	Chevrolet Camaro	17:20:33

Summary of number of laps in the lead

#	Nbr	Name	Car	# Laps in the lead
1	98	Stein-Frederic Akre	Chevrolet Camaro	19
2	7	Mattias Lindberg	Ford Mustang -16	8