

Power Meet Ljungbyhed
Hyllinge MS

V8 Thunder Cars - Träning 1

10 - 12 June 2016
Ljungbyhed Park - 2050 mtr.

Pos	Nbr	Name	Entrant	Fastest	In	Gap	Diff	Laps	2nd time
1	7	Mattias Lindberg	Bryntesson Motorsport	55.851	11			12	55.960
2	6	Andreas Ahlberg	Micke Kågered Racing	56.529	10	0.678	0.678	10	57.011
3	96	Marcus Palnér	Team Pampas	56.538	7	0.687	0.009	11	56.602
4	48	Andreas Wernersson	Memphis Racing	56.694	8	0.843	0.156	9	56.867
5	42	Christoffer Bergström	Team Pampas	56.957	8	1.106	0.263	10	57.181
6	77	Alexander Graff	Memphis Racing	57.001	8	1.150	0.044	11	57.201
7	98	Stein-Frederic Akre	Team Trysil	57.067	8	1.216	0.066	14	57.664
8	66	Joakim Ahlberg	BDS Racing	57.235	8	1.384	0.168	9	57.801
9	86	Fredric Magnusson	Memphis Racing	57.353	10	1.502	0.118	11	57.396
10	44	Peter Möller	Peter Möller	57.665	12	1.814	0.312	12	58.035
11	78	Jonas Fors	JonasFors.com	57.752	9	1.901	0.087	13	58.623
12	81	Simon Magnusson	Memphis Racing	58.227	15	2.376	0.475	16	58.237
13	11	Robert Möller	Robert Möller	58.920	7	3.069	0.693	12	59.030
14	13	Toni Persic	Persic Motorsport	59.719	2	3.868	0.799	5	1:02.996
15	21	Andreas Nilsson	Backyard Racing	1:01.840	7	5.989	2.121	7	1:01.904
16	19	Erik Stillman	Bryntesson Motorsport						


Fastest time : 55.851 in lap 11 by nbr. 7 : Mattias Lindberg (Ford Mustang -16)

Publication-time

Results and Laptimes : www.raceresults.se

Timekeeping by : MB Racesupport AB

Time Printed : 10-06-2016 - 17:09

Tävlingsledare		Domare	Timekeeper	
Martin Cruce		Jan Wendel	Alex Möller	
Page 1 of 1	Results remain provisional pending technical examination and decisions from the stewards of the meeting			

Power Meet Ljungbyhed
Hyllinge MS

V8 Thunder Cars - Träning 1
Laptimes

10 - 12 June 2016
Ljungbyhed Park - 2050 mtr.

Nbr	Name	Laps	lap	Lap ..1	Lap ..2	Lap ..3	Lap ..4	Lap ..5	Lap ..6	Lap ..7	Lap ..8	Lap ..9	Lap ..0
7	Mattias Lindberg	12	1 - 10	59.261	56.890	56.689	56.368	1:00.259	57.840	5:33.128	57.931	59.273	55.960
			11 - 20	55.851	57.554								
6	Andreas Ahlberg	10	1 - 10	1:04.018	58.718	1:00.573	57.796	57.011	5:55.319	1:05.736	58.907	58.439	56.529
96	Marcus Palmér	11	1 - 10	1:03.348	59.319	59.087	58.692	57.171	3:32.061	56.538	58.391	56.602	56.893
			11 - 20	56.766									
48	Andreas Wernersson	9	1 - 10	59.293	57.631	57.797	56.867	57.394	56.980	7:52.318	56.694	57.241	
42	Christoffer Bergström	10	1 - 10	1:02.273	57.704	57.875	57.263	3:35.048	57.181	57.217	56.957	58.095	57.200
77	Alexander Graff	11	1 - 10	1:00.058	57.514	57.310	57.201	3:46.682	57.217	57.781	57.001	57.695	3:53.858
			11 - 20	57.638									
98	Stein-Frederic Akre	14	1 - 10	1:02.208	1:02.162	59.633	59.326	58.496	58.248	3:29.097	57.067	58.410	58.702
			11 - 20	58.505	58.147	57.664	58.705						
66	Joakim Ahlberg	9	1 - 10	1:04.154	59.035	59.240	57.969	57.801	5:41.283	58.108	57.235	3:45.465	
86	Fredric Magnusson	11	1 - 10	1:03.669	58.047	58.133	57.496	58.008	57.454	57.875	57.831	3:02.834	57.353
			11 - 20	57.396									
44	Peter Möller	12	1 - 10	1:03.118	59.353	58.816	58.580	58.482	58.834	58.616	58.410	58.612	4:43.861
			11 - 20	58.035	57.665								
78	Jonas Fors	13	1 - 10	1:04.151	1:03.088	59.827	1:01.773	1:01.540	3:46.982	59.440	58.623	57.752	1:01.775
			11 - 20	1:00.329	58.644	59.514							
81	Simon Magnusson	16	1 - 10	1:02.141	59.226	58.698	58.686	59.389	1:00.203	58.513	59.536	58.628	59.036
			11 - 20	59.715	1:00.456	58.237	58.767	58.227	59.246				
11	Robert Möller	12	1 - 10	1:00.959	1:00.924	59.915	1:00.253	59.716	59.915	58.920	59.030	4:33.498	1:02.697
			11 - 20	59.468	59.980								
13	Toni Persic	5	1 - 10	1:07.658	59.719	1:02.996	1:18.196	5:16.230					
21	Andreas Nilsson	7	1 - 10	1:06.598	1:02.658	1:02.996	1:12.068	5:16.458	1:01.904	1:01.840			
19	Erik Stillman		1 - 10										

Power Meet Ljungbyhed
 Hyllinge MS

Heat name : V8 Thunder Cars - Träning 1
 Heat Date : 10 June 2016
 Weather :
 Circuit name : Ljungbyhed Park - 2050 mtr.

Participants Started : 17 Participants Classified : 17
 Participants Finished : 0 Participants Not Classified : 0
 Participants Not Finished : 17

Green flag at : 16:00:22 Heat recording start time : 16:00:21
 Finish flag waved at : Heat recording end time : 16:18:21
 Total time under Green : 17:59 Total of All Laps in Heat : 165
 Number of cautions : 0 Total time under Yellow : 00:00:00
 Number of code-60's : 0 Total time under Code-60 : 00:00:00

Best Lap time history during the Heat

#	Nbr	lap time	in lap	Name	Car	time of day
1	77	1:00.058	1	Alexander Graff	Chevrolet Camaro	16:02:36
2	7	59.261	1	Mattias Lindberg	Ford Mustang -16	16:03:10
3	77	57.514	2	Alexander Graff	Chevrolet Camaro	16:03:33
4	7	56.890	2	Mattias Lindberg	Ford Mustang -16	16:04:07
5	7	56.689	3	Mattias Lindberg	Ford Mustang -16	16:05:04
6	7	56.368	4	Mattias Lindberg	Ford Mustang -16	16:06:00
7	7	55.960	10	Mattias Lindberg	Ford Mustang -16	16:16:24
8	7	55.851	11	Mattias Lindberg	Ford Mustang -16	16:17:20

Power Meet Ljungbyhed
Hyllinge MS

V8 Thunder Cars - Träning 2

10 - 12 June 2016
Ljungbyhed Park - 2050 mtr.

Pos	Nbr	Name / Entrant	Car	Fastest	In	Gap	Diff	Laps	2nd time
1	7	Mattias Lindberg Bryntesson Motorsport	Ford Mustang -16	55.320	10			12	55.367
2	48	Andreas Wernersson Memphis Racing	Chevrolet Camaro	55.407	12	0.087	0.087	13	55.534
3	96	Marcus Palmér Team Pampas	Chevrolet Camaro	55.820	7	0.500	0.413	11	55.978
4	77	Alexander Graff Memphis Racing	Chevrolet Camaro	56.022	3	0.702	0.202	15	56.052
5	66	Joakim Ahlberg BDS Racing	Chevrolet Camaro	56.027	11	0.707	0.005	13	56.348
6	6	Andreas Ahlberg Micke Kågered Racing	Ford Mustang	56.100	8	0.780	0.073	11	56.244
7	86	Fredric Magnusson Memphis Racing	Chevrolet Camaro	56.541	3	1.221	0.441	10	56.686
8	81	Simon Magnusson Memphis Racing	Chevrolet Camaro	56.717	3	1.397	0.176	10	57.362
9	42	Christoffer Bergström Team Pampas	Chevrolet Camaro	56.724	4	1.404	0.007	12	56.755
10	98	Stein-Frederic Akre Team Trysil	Chevrolet Camaro	56.787	7	1.467	0.063	12	56.793
11	19	Erik Stillman Bryntesson Motorsport	Ford Mustang -16	56.865	6	1.545	0.078	8	58.140
12	78	Jonas Fors JonasFors.com	Chevrolet Camaro	57.152	9	1.832	0.287	17	57.197
13	44	Peter Möller Peter Möller	Chevrolet Camaro	57.644	12	2.324	0.492	16	57.673
14	99	Christoffer Jarl	Ford Mustang	58.011	7	2.691	0.367	13	58.280
15	11	Robert Möller Robert Möller	Dodge Challenger	59.457	1	4.137	1.446	6	59.473
16	21	Andreas Nilsson Backyard Racing	Chevrolet Camaro	59.593	7	4.273	0.136	13	59.653
17	13	Toni Persic Persic Motorsport	Chevrolet Camaro	1:13.032	1	17.712	13.439	1	


Fastest time : 55.320 in lap 10 by nbr. 7 : Mattias Lindberg (Ford Mustang -16)

Publication-time

Results and Laptimes : www.raceresults.se

Timekeeping by : MB Racesupport AB

Time Printed : 10-06-2016 - 17:54

Tävlingsledare	Domare	Timekeeper	
Martin Cruce	Jan Wendel	Alex Möller	
Page 1 of 1	Results remain provisional pending technical examination and decisions from the stewards of the meeting		

Power Meet Ljungbyhed
Hyllinge MS

V8 Thunder Cars - Träning 2
Laptimes

10 - 12 June 2016
Ljungbyhed Park - 2050 mtr.

Nbr	Name	Laps	lap	Lap ..1	Lap ..2	Lap ..3	Lap ..4	Lap ..5	Lap ..6	Lap ..7	Lap ..8	Lap ..9	Lap ..0
7	Mattias Lindberg	12	1 - 10	1:01.741	55.466	55.367	57.998	1:03.708	55.485	1:00.434	5:24.141	57.940	55.320
			11 - 20	56.201	56.175								
48	Andreas Wernersson	13	1 - 10	58.819	55.819	55.752	55.866	56.961	56.270	55.543	6:15.770	55.931	55.900
			11 - 20	55.534	55.407	55.905							
96	Marcus Palmér	11	1 - 10	59.364	57.329	55.978	56.714	56.280	5:00.938	55.820	57.542	57.029	56.063
			11 - 20	56.981									
77	Alexander Graff	15	1 - 10	57.000	56.156	56.022	56.052	3:42.521	57.871	57.771	56.434	3:13.020	56.298
			11 - 20	56.915	56.540	56.249	57.444	58.911					
66	Joakim Ahlberg	13	1 - 10	58.271	57.303	56.348	56.650	56.505	59.200	56.696	56.769	5:05.659	57.497
			11 - 20	56.027	58.261	56.858							
6	Andreas Ahlberg	11	1 - 10	56.695	57.123	56.244	1:00.017	56.383	57.047	4:35.735	56.100	56.420	3:33.667
			11 - 20	56.894									
86	Fredric Magnusson	10	1 - 10	57.340	57.547	56.541	58.342	1:01.666	56.782	3:41.439	56.686	57.204	58.276
81	Simon Magnusson	10	1 - 10	57.627	57.411	56.717	58.668	57.362	57.611	59.358	57.594	3:42.166	1:00.380
42	Christoffer Bergström	12	1 - 10	57.440	57.055	56.814	56.724	57.876	57.900	4:04.703	57.167	57.242	57.179
			11 - 20	57.407	56.755								
98	Stein-Frederic Akre	12	1 - 10	59.878	57.550	58.149	57.057	56.793	57.445	56.787	56.972	3:57.104	1:02.720
			11 - 20	58.960	58.831								
19	Erik Stillman	8	1 - 10	1:05.579	1:01.384	59.650	1:07.311	58.140	56.865	59.182	59.208		
78	Jonas Fors	17	1 - 10	58.456	58.099	57.684	57.834	58.931	58.745	58.243	3:36.000	57.152	57.583
			11 - 20	58.477	57.966	57.197	57.646	58.501	58.000	58.125			
44	Peter Möller	16	1 - 10	58.260	58.134	57.841	58.517	57.689	58.760	1:00.212	57.995	57.906	59.136
			11 - 20	57.673	57.644	3:54.352	57.847	58.330	58.204				
99	Christoffer Jarl	13	1 - 10	58.845	59.049	58.626	59.650	1:00.201	58.280	58.011	58.376	1:01.025	1:06.791
			11 - 20	1:06.431	58.725	1:25.846							
11	Robert Möller	6	1 - 10	59.457	59.473	1:21.552	3:23.399	6:12.187	1:05.683				
21	Andreas Nilsson	13	1 - 10	1:01.983	1:00.362	1:01.306	1:01.022	1:00.454	1:01.423	59.593	59.653	5:40.529	1:00.547
			11 - 20	1:00.757	1:00.738	1:02.592							
13	Toni Persic	1	1 - 10	1:13.032									

Power Meet Ljungbyhed
 Hyllinge MS

Heat name : V8 Thunder Cars - Träning 2
 Heat Date : 10 June 2016
 Weather :
 Circuit name : Ljungbyhed Park - 2050 mtr.

Participants Started	: 17	Participants Classified	: 17
Participants Finished	: 7	Participants Not Classified	: 0
Participants Not Finished	: 10		

Green flag at	: 17:32:10	Heat recording start time	: 17:30:03
Finish flag waved at	: 17:52:10	Heat recording end time	: 17:54:04
Total time under Green	: 20:00	Total of All Laps in Heat	: 193
Number of cautions	: 0	Total time under Yellow	: 00:00:00
Number of code-60's	: 0	Total time under Code-60	: 00:00:00

Best Lap time history during the Heat

#	Nbr	lap time	in lap	Name	Car	time of day
1	77	57.000	1	Alexander Graff	Chevrolet Camaro	17:34:23
2	77	56.156	2	Alexander Graff	Chevrolet Camaro	17:35:19
3	48	55.819	2	Andreas Wemersson	Chevrolet Camaro	17:35:31
4	48	55.752	3	Andreas Wemersson	Chevrolet Camaro	17:36:27
5	7	55.466	2	Mattias Lindberg	Ford Mustang -16	17:38:03
6	7	55.367	3	Mattias Lindberg	Ford Mustang -16	17:38:59
7	7	55.320	10	Mattias Lindberg	Ford Mustang -16	17:50:14

Power Meet Ljungbyhed
Hyllinge MS

V8 Thunder Cars - Kval

10 - 12 June 2016
Ljungbyhed Park - 2050 mtr.

Pos	Nbr	Name Entrant	Car CITY / Club	Laps	Fastest	In	Gap	2nd time
1	48	Andreas Wernersson (SWE) Memphis Racing	Chevrolet Camaro Lidköpings Karting Klubb	6	55.044	3		55.311
2	7	Mattias Lindberg (SWE) Bryntesson Motorsport	Ford Mustang -16 Hässleholms Motorklubb	10	55.117	4	0.073	55.282
3	77	Alexander Graff (SWE) Memphis Racing	Chevrolet Camaro SSK	9	55.704	6	0.660	55.795
4	6	Andreas Ahlberg (SWE) Micke Kägered Racing	Ford Mustang SMK Hedemora	13	55.737	13	0.693	55.851
5	98	Stein-Frederic Akre (NOR) Team Trysil	Chevrolet Camaro MK Ratten Torsby	14	55.870	11	0.826	56.432
6	66	Joakim Ahlberg (SWE) BDS Racing	Chevrolet Camaro SMK Hedemora	6	55.925	3	0.881	56.301
7	96	Marcus Palmér (SWE) Team Pampas	Chevrolet Camaro KAK	14	55.962	3	0.918	55.989
8	86	Fredric Magnusson (SWE) Memphis Racing	Chevrolet Camaro Jämtlands MK	10	56.273	6	1.229	56.310
9	81	Simon Magnusson (SWE) Memphis Racing	Chevrolet Camaro Jämtlands MK	9	56.322	3	1.278	56.565
10	19	Erik Stillman (SWE) Bryntesson Motorsport	Ford Mustang -16 Jönköpings Kartingklubb	15	56.435	4	1.391	56.654
11	42	Christoffer Bergström (SWE) Team Pampas	Chevrolet Camaro SSK	11	56.872	4	1.828	57.188
12	78	Jonas Fors (SWE) JonasFors.com	Chevrolet Camaro KAK	14	57.144	6	2.100	57.162
13	44	Peter Möller (SWE) Peter Möller	Chevrolet Camaro SHRA Mantorp	10	57.409	3	2.365	57.535
14	11	Robert Möller (SWE) Robert Möller	Dodge Challenger SHRA Mantorp	12	58.980	12	3.936	59.208
15	21	Andreas Nilsson (SWE) Backyard Racing	Chevrolet Camaro MK Rimo	4	59.688	4	4.644	1:01.120

Not Started

DNS	13	Toni Persic (SWE) Persic Motorsport	Chevrolet Camaro SSK
DNS	99	Christoffer Jarl	Ford Mustang Motala MSK


Fastest time : 55.044 in lap 3 by nbr. 48 : Andreas Wernersson (Chevrolet Camaro)

Publication-time

Results and Laptimes : www.raceresults.se

Timekeeping by : MB Racesupport AB

Time Printed : 10-06-2016 - 20:06

Tävlingsledare Martin Cruce	Domare Jan Wendel	Timekeeper Alex Möller	
Page 1 of 1	Results remain provisional pending technical examination and decisions from the stewards of the meeting		

Power Meet Ljungbyhed
Hyllinge MS

V8 Thunder Cars - Kval
Laptimes

10 - 12 June 2016
Ljungbyhed Park - 2050 mtr.

Nbr	Name / Team name	1	2	3	4	5	6	7	8	9	10	11	12	13	14	15
6	Andreas Ahlberg	57.825	55.851	56.119	56.168	56.143	6:04.600	1:07.642	55.892	56.142	59.560	55.904	1:11.155	55.737		
7	Mattias Lindberg	59.866	55.308	55.282	55.117	8:51.845	55.286	1:00.662	55.434	1:04.597	55.331					
11	Robert Möller	1:00.596	1:00.239	59.208	1:17.243	1:00.317	59.742	1:00.643	1:00.291	4:08.732	59.848	59.325	58.980			
13	Toni Persic															
19	Erik Stillman	59.397	58.092	56.897	56.435	57.097	5:23.100	56.757	56.956	57.144	56.881	56.843	56.654	56.993	57.243	57.310
21	Andreas Nilsson	1:02.879	1:01.863	1:01.120	59.688											
42	Christof fer Bergström	57.892	57.188	57.250	56.872	58.731	3:21.829	57.385	57.594	57.519	57.534	57.332				
44	Peter Möller	57.678	58.084	57.409	58.082	59.009	57.535	59.031	57.666	3:34.914	57.585					
48	Andreas Wernersson	56.692	55.311	55.044	8:20.136	55.324	55.343									
66	Joakim Ahlberg	57.964	58.032	55.925	56.301	13:38.900	1:01.667									
77	Alexander Gräff	56.405	56.244	55.984	57.301	3:59.761	55.704	55.795	56.180	56.173						
78	Jonas Fors	59.378	57.917	57.726	57.473	57.704	57.144	57.820	3:56.137	58.519	1:01.178	57.162	58.585	2:53.822	1:24.189	
81	Simon Magnusson	57.358	56.565	56.322	57.298	57.983	2:41.613	57.234	58.131	57.419						
86	Fredric Magnusson	59.419	56.936	56.473	58.046	56.310	56.273	2:43.043	1:04.298	56.345	58.623					
96	Marcus Palmér	57.377	56.581	55.962	57.959	55.989	3:25.970	56.412	56.994	56.662	56.489	3:07.721	56.527	56.262	56.342	
98	Stein-Frederic Akre	59.373	57.726	57.399	57.742	57.657	56.963	57.123	57.092	6:13.571	57.117	55.870	56.432	56.468	56.583	
99	Christof fer Jarl															

Power Meet Ljungbyhed
 Hyllinge MS

Heat name : V8 Thunder Cars - Kval
 Heat Date : 10 June 2016
 Weather :
 Circuit name : Ljungbyhed Park - 2050 mtr.

Participants Started : 15 Participants Classified : 15
 Participants Finished : 3 Participants Not Classified : 2
 Participants Not Finished : 14

Green flag at : 19:29:24 Heat recording start time : 19:29:24
 Finish flag waved at : 19:49:24 Heat recording end time : 19:53:24
 Total time under Green : 20:00 Total of All Laps in Heat : 157
 Number of cautions : 0 Total time under Yellow : 00:00:00
 Number of code-60's : 0 Total time under Code-60 : 00:00:00

Best Lap time history during the Heat

#	Nbr	lap time	in lap	Name	Car	time of day
1	96	57.377	1	Marcus Palmér	Chevrolet Camaro	19:31:30
2	77	56.405	1	Alexander Graff	Chevrolet Camaro	19:31:38
3	77	56.244	2	Alexander Graff	Chevrolet Camaro	19:32:34
4	48	55.311	2	Andreas Wemersson	Chevrolet Camaro	19:32:35
5	7	55.308	2	Mattias Lindberg	Ford Mustang -16	19:33:10
6	48	55.044	3	Andreas Wemersson	Chevrolet Camaro	19:33:30

Power Meet Ljungbyhed
Hyllinge MS

V8 Thunder Cars - Race 1

10 - 12 June 2016
Ljungbyhed Park - 2050 mtr.

Started: 17

CLASSIFIED: 14

Not Classified: 3

Pos	Nbr	Name Entrant	Car CITY / Club	Gap	Total time		Fastest		In
					h m sec	Km/h	SEC	Km/h	
1	48	Andreas Wernersson Memphis Racing	Chevrolet Camaro	-- 20 laps --	19:02.867	129.14	55.858	132.12	4
2	7	Mattias Lindberg Bryntesson Motorsport	Lidköpings Karting Klubb Ford Mustang - 16	0.336	19:03.203	129.11	55.953	131.90	4
3	77	Alexander Graff Memphis Racing	Hässleholms Motorklubb Chevrolet Camaro	1.827	19:04.694	128.94	56.392	130.87	7
4	6	Andreas Ahlberg Micke Kägered Racing	SSK Ford Mustang	6.137	19:09.004	128.45	56.292	131.10	6
5	98	Stein-Frederic Akre Team Trysil	SMK Hedemora Chevrolet Camaro	7.478	19:10.345	128.30	56.260	131.18	6
6	96	Marcus Palmér Team Pampas	MK Ratten Torsby Chevrolet Camaro	8.131	19:10.998	128.23	56.692	130.18	10
7	86	Fredric Magnusson Memphis Racing	KAK Chevrolet Camaro	10.146	19:13.013	128.01	56.328	131.02	6
8	66	Joakim Ahlberg BDS Racing	Jämtlands MK Chevrolet Camaro	11.031	19:13.898	127.91	56.398	130.86	6
9	78	Jonas Fors JonasFors.com	SMK Hedemora Chevrolet Camaro	36.322	19:39.189	125.17	57.303	128.79	4
10	81	Simon Magnusson Memphis Racing	KAK Chevrolet Camaro	42.342	19:45.209	124.53	57.475	128.40	6
11	19	Erik Stillman Bryntesson Motorsport	Jämtlands MK Ford Mustang - 16	45.583	19:48.450	124.19	56.994	129.49	5
12	44	Peter Möller Peter Möller	Jönköpings Kartingklubb Chevrolet Camaro	50.607	19:53.474	123.67	57.581	128.17	6
13	21	Andreas Nilsson Backyard Racing	SHRA Mantorp Chevrolet Camaro	-- 19 laps --	19:24.391	120.42	58.490	126.18	14
14	42	Christoffer Bergström Team Pampas	MK Rimo Chevrolet Camaro	-- 18 laps --	19:43.548	112.23	56.924	129.65	5
SSK									
Not Classified Classification Limit (70% of 20 Laps) = 14 Laps									
DNC	99	Christoffer Jarl	Ford Mustang Motala	-- 11 laps --	11:07.393	121.63	58.044	127.14	6
DNC	11	Robert Möller Robert Möller	MSK Dodge Challenger	-- 1 laps --	1:09.086	106.82	1:06.487	111.00	1
DNC	13	Toni Persic Persic Motorsport	SHRA Mantorp Chevrolet Camaro	0.939	1:10.025	105.39	1:06.241	111.41	1
SSK									


Fastest time: 55.858 in lap 4 by nbr. 48 : Andreas Wernersson (Chevrolet Camaro)

Publication-time

Results and Laptimes : www.raceresults.se

Timekeeping by : MB Racesupport AB

Time Printed 11-06-2016 - 11:53

Tävingsledare	Domare	Timekeeper	
Martin Cruce	Jan Wendel	Alex Möller	
Page 1 of 1	Results remain provisional pending technical examination and decisions from the stewards of the meeting		

Power Meet Ljungbyhed
Hyllinge MS

V8 Thunder Cars - Race 1

10 - 12 June 2016
Liunqbyhed Park - 2050 mtr.

Nbr	Name / Team name	1	2	3	4	5	6	7	8	9	10	11	12	13	14	15	16	17	18	19	20
6	Andreas Ahlberg	1:02.074	57.181	56.734	57.195	57.137	56.292	57.381	56.736	56.670	56.485	58.204	57.139	57.233	57.314	57.070	57.803	57.690	57.147	57.490	58.029
7	Mattias Lindberg	1:00.153	56.708	56.289	55.953	56.136	56.274	56.044	56.851	56.325	56.148	56.624	56.955	57.331	59.748	58.054	57.225	57.849	57.106	57.733	57.697
11	Robert Möller	1:06.487																			
13	Toni Persic	1:06.241																			
19	Erik Stillman	1:03.859	58.343	57.544	57.659	56.994	57.392	1:01.267	1:00.614	1:00.034	59.084	1:01.990	1:02.115	59.192	59.281	58.697	58.734	59.065	58.718	59.071	58.797
21	Andreas Nilsson	1:07.503	1:02.952	59.644	59.548	59.214	59.201	59.581	58.879	59.558	59.287	59.668	1:00.185	1:10.003	58.490	1:01.649	1:02.604	1:01.719	1:01.230	1:00.431	
42	Christof er Bergström	1:03.438	58.596	57.456	57.284	56.924	57.837	57.484	57.836	57.009	57.088	57.253	57.959	58.524	58.091	58.670	1:00.187	1:01.640	3:09.116		
44	Peter Möller	1:04.632	58.941	58.121	58.571	58.168	57.581	59.022	58.516	58.813	1:09.298	59.683	59.618	58.923	58.585	58.311	58.419	57.980	59.592	58.756	59.710
48	Andreas Wernersson	59.693	56.434	56.155	55.858	55.883	55.860	56.017	56.808	56.717	56.353	57.040	56.989	57.340	1:00.167	57.872	57.261	57.864	57.080	57.646	57.830
66	Joakim Ahlberg	1:01.631	57.034	56.912	56.927	57.303	56.398	1:00.864	57.830	56.646	56.754	57.325	57.673	57.325	57.320	57.244	58.590	57.467	57.798	57.173	57.684
77	Alexander Graf f	1:00.664	57.666	56.756	56.510	56.402	56.555	56.392	56.553	57.010	56.466	56.576	56.887	57.737	57.632	57.738	56.681	58.651	56.397	57.402	58.019
78	Jonas Fors	1:05.098	58.351	57.903	57.303	57.985	57.436	58.320	1:00.548	58.252	57.331	57.954	58.009	58.496	58.309	59.023	58.997	57.705	59.762	59.723	1:01.696
81	Simon Magnusson	1:05.732	1:00.744	57.882	58.359	58.536	57.475	59.406	58.053	58.762	58.538	58.950	1:06.275	59.839	58.593	58.890	57.591	57.650	57.996	58.192	57.746
86	Fredric Magnusson	1:03.036	57.586	56.667	56.804	56.866	56.328	58.217	56.856	56.792	56.881	57.284	57.454	57.288	57.649	56.968	57.471	58.750	58.238	57.846	58.032
96	Marcus Palmér	1:03.217	57.745	56.739	56.762	56.948	57.549	57.901	57.292	56.797	56.692	57.395	57.215	57.316	57.127	56.874	57.180	58.461	57.192	57.191	57.405
98	Stein-Frederic Akre	1:00.948	56.748	56.812	57.756	56.965	56.260	56.557	56.992	57.113	56.772	59.348	58.164	57.071	57.610	57.150	57.509	58.562	57.379	57.350	57.279
99	Christof fer Jarl	1:06.665	59.061	58.332	59.073	58.172	58.044	1:01.996	58.850	59.304	1:02.371	1:02.632									

Power Meet Ljungbyhed
Hyllinge MS

10 - 12 June 2016
Ljungbyhed Park - 2050 mtr.

Startgrid - V8 Thunder Cars - Race 1

Pos	Nbr	Name	time
-----	-----	------	------

Pos	Nbr	Name	time
-----	-----	------	------

----- STARTLINE -----

Pole Right

2	7	Mattias Lindberg	55.117
---	---	------------------	--------

Row 1

4	6	Andreas Ahlberg	55.737
---	---	-----------------	--------

Row 2

6	66	Joakim Ahlberg	55.925
---	----	----------------	--------

Row 3

8	86	Fredric Magnusson	56.273
---	----	-------------------	--------

Row 4

10	19	Erik Stillman	56.435
----	----	---------------	--------

Row 5

12	78	Jonas Fors	57.144
----	----	------------	--------

Row 6

14	11	Robert Möller	58.980
----	----	---------------	--------

Row 7

16	99	Christoffer Jarl	
----	----	------------------	--

Row 8

--	--	--	--

Row 9

1	48	Andreas Wernersson	55.044
---	----	--------------------	--------

3	77	Alexander Graff	55.704
---	----	-----------------	--------

5	98	Stein-Frederic Akre	55.870
---	----	---------------------	--------

7	96	Marcus Palnér	55.962
---	----	---------------	--------

9	81	Simon Magnusson	56.322
---	----	-----------------	--------

11	42	Christoffer Bergström	56.872
----	----	-----------------------	--------

13	44	Peter Möller	57.409
----	----	--------------	--------

15	21	Andreas Nilsson	59.688
----	----	-----------------	--------

17	13	Toni Persic	
----	----	-------------	--

Results and Laptimes : www.raceresults.se

Timekeeping by : MB Racesupport AB

Publication-time

Time Printed 10-06-2016 - 20:34

Tävingsledare
Martin Cruce

Domare
Jan Wendel

Timekeeper
Alex Möller



Power Meet Ljungbyhed
 Hyllinge MS

Heat name : V8 Thunder Cars - Race 1
 Heat Date : 11 June 2016
 Weather :
 Circuit name : Ljungbyhed Park - 2050 mtr.

Participants Started	: 17	Participants Classified	: 14
Participants Finished	: 14	Participants Not Classified	: 3
Participants Not Finished	: 3		

Green flag at	: 11:30:45	Heat recording start time	: 11:26:33
Finish flag waved at	: 11:49:48	Heat recording end time	: 11:50:49
Total time under Green	: 19:02	Total of All Laps in Heat	: 290
Number of cautions	: 0	Total time under Yellow	: 00:00:00
Number of code-60's	: 0	Total time under Code-60	: 00:00:00

Leader history during the Heat

#	Nbr	Lap	to Lap	Name	Car
1	48	1	20	Andreas Wemersson	Chevrolet Camaro

Best Lap time history during the Heat

#	Nbr	lap time	in lap	Name	Car	time of day
1	48	59.693	1	Andreas Wemersson	Chevrolet Camaro	11:31:44
2	48	56.434	2	Andreas Wemersson	Chevrolet Camaro	11:32:41
3	48	56.155	3	Andreas Wemersson	Chevrolet Camaro	11:33:37
4	48	55.858	4	Andreas Wemersson	Chevrolet Camaro	11:34:33

Summary of number of laps in the lead

#	Nbr	Name	Car	# Laps in the lead
1	48	Andreas Wemersson	Chevrolet Camaro	20

Power Meet Ljungbyhed
Hyllinge MS

V8 Thunder Cars - Race 2

10 - 12 June 2016
Ljungbyhed Park - 2050 mtr.

Pos	Nbr	Name / Entrant	Car / CITY	Gap	Total time	Fastest	In	Avg. Speed
1	7	Mattias Lindberg Bryntesson Motorsport	Ford Mustang -16	-- 20 laps --	19:18.960	56.814	6	127.35
2	98	Stein-Frederic Akre Team Trysil	Chevrolet Camaro	7.129	19:26.089	56.766	11	126.57
3	48	Andreas Wernersson Memphis Racing	Chevrolet Camaro	8.529	19:27.489	56.434	19	126.42
4	86	Fredric Magnusson Memphis Racing	Chevrolet Camaro	12.947	19:31.907	56.800	6	125.94
5	19	Erik Stillman Bryntesson Motorsport	Ford Mustang -16	28.638	19:47.598	57.776	11	124.28
6	21	Andreas Nilsson Backyard Racing	Chevrolet Camaro	37.016	19:55.976	58.034	12	123.41
7	42	Christoffer Bergström Team Pampas	Chevrolet Camaro	47.234	20:06.194	58.051	14	122.36
8	44	Peter Möller Peter Möller	Chevrolet Camaro	55.915	20:14.875	58.166	13	121.49
9	11	Robert Möller Robert Möller	Dodge Challenger	-- 19 laps --	20:10.509	59.259	10	115.83
10	81	Simon Magnusson SweTown Racing	Chevrolet Camaro	-- 15 laps --	14:41.237	57.222	5	125.61
11	77	Alexander Graff Memphis Racing	Chevrolet Camaro	0.985	14:42.222	56.524	12	125.47
12	99	Christoffer Jarl	Ford Mustang Motala	-- 14 laps --	19:38.328	58.511	4	87.68
Not Classified Classification Limit (70% of 20 Laps) = 14 Laps								
DNC	66	Joakim Ahlberg BDS Racing	Chevrolet Camaro	-- 8 laps --	10:27.988	57.670	2	94.01
DNC	78	Jonas Fors JonasFors.com	Chevrolet Camaro	-- 5 laps --	5:09.791	58.588	4	119.11
DNC	13	Toni Persic Persic Motorsport	Chevrolet Camaro	8.688	5:18.479	1:00.324	4	115.86
DNC	6	Andreas Ahlberg Micke Kägered Racing	Ford Mustang					
DNC	96	Marcus Palmér Team Pampas	Chevrolet Camaro					


Fastest time : 56.434 in lap 19 by nbr. 48 : Andreas Wernersson (Chevrolet Camaro)

Publication-time

Results and Laptimes : www.raceresults.se

Timekeeping by : MB Racesupport AB

Time Printed 11-06-2016 - 16:07

Tävingsledare	Domare	Timekeeper	
Martin Cruce	Jan Wendel	Alex Möller	
Page 1 of 1	Results remain provisional pending technical examination and decisions from the stewards of the meeting		

Power Meet Ljungbyhed
Hyllinge MS

V8 Thunder Cars - Race 2

10 - 12 June 2016
Ljungbyhed Park - 2050 mtr.

Nbr	Name / Team name	1	2	3	4	5	6	7	8	9	10	11	12	13	14	15	16	17	18	19	20
6	Andreas Ahlberg																				
7	Mattias Lindberg	1:01.587	58.241	58.037	56.912	56.867	56.814	59.603	57.625	58.093	57.738	57.709	58.609	57.330	57.194	58.394	57.933	57.049	57.749	57.483	57.993
11	Robert Möller	1:10.901	1:02.713	1:01.854	1:00.542	1:00.611	1:01.860	1:16.517	1:00.464	1:00.333	59.259	1:01.568	1:10.523	1:02.369	1:01.755	1:01.564	1:00.800	1:07.630	1:02.196	1:03.566	
13	Toni Persic	1:06.261	1:05.882	1:01.204	1:00.324	1:00.383															
19	Erik Stillman	1:11.872	59.132	58.559	58.150	58.601	58.076	58.631	59.875	58.353	57.888	57.776	58.047	57.920	58.674	58.721	59.573	58.844	58.386	58.583	1:01.937
21	Andreas Nilsson	1:03.825	1:00.146	59.274	59.263	59.692	1:02.912	1:00.238	59.101	59.137	59.279	58.705	58.034	58.702	58.395	58.989	59.318	59.399	58.854	58.301	1:00.550
42	Christof er Bergström	1:14.760	1:00.797	58.924	59.420	59.044	59.105	59.432	58.970	59.597	58.231	58.596	1:00.657	58.499	58.051	58.419	58.715	59.027	59.876	1:04.911	1:01.163
44	Peter Möller	1:09.682	1:00.119	1:00.156	59.483	59.845	59.249	59.072	59.568	59.165	58.664	58.461	1:00.677	58.166	58.168	58.168	58.905	59.068	1:15.703	59.203	1:00.250
48	Andreas Wernersson	1:19.047	58.280	57.555	57.887	57.194	57.616	56.765	57.771	58.177	56.753	56.676	56.691	57.548	56.719	56.892	56.532	56.925	56.706	56.434	59.321
66	Joakim Ahlberg	3:39.106	57.670	57.923	58.932	59.414	58.985	58.223	57.735												
77	Alexander Graf	1:13.055	59.965	1:00.335	57.644	57.602	57.742	57.249	58.361	57.435	56.761	56.966	56.524	57.846	57.929	56.808					
78	Jonas Fors	1:10.222	59.864	1:00.076	58.588	59.104															
81	Simon Magnusson	1:05.622	58.112	57.666	58.209	57.222	58.092	58.858	59.543	58.051	57.901	57.772	57.898	58.054	1:00.467	57.770					
86	Fredric Magnusson	1:09.500	58.527	57.581	57.315	56.989	56.800	58.096	57.650	58.035	57.731	57.027	57.190	58.174	57.393	57.509	57.193	57.443	57.320	57.575	1:06.859
96	Marcus Palmér																				
98	Stein-Frederic Akre	1:11.087	58.078	58.313	59.149	57.851	57.257	58.552	57.978	57.184	57.378	56.766	57.028	57.298	57.514	57.706	57.212	56.982	56.861	57.050	58.845
99	Christof er Jarl	1:07.703	1:00.235	59.559	58.511	59.814	59.920	1:00.231	59.416	59.096	58.953	58.537	59.669	59.054	6:33.794						

Power Meet Ljungbyhed
Hyllinge MS

10 - 12 June 2016
Ljungbyhed Park - 2050 mtr.

Startgrid - V8 Thunder Cars - Race 2

Pos	Nbr	Name	time
-----	-----	------	------

Pos	Nbr	Name	time
-----	-----	------	------

----- STARTLINE -----

Pole Right

2	48	Andreas Wernersson	55.311
---	----	--------------------	--------

Row 1

4	6	Andreas Ahlberg	55.851
---	---	-----------------	--------

Row 2

6	66	Joakim Ahlberg	56.301
---	----	----------------	--------

Row 3

8	98	Stein-Frederic Akre	56.432
---	----	---------------------	--------

Row 4

10	19	Erik Stillman	56.654
----	----	---------------	--------

Row 5

12	42	Christoffer Bergström	57.188
----	----	-----------------------	--------

Row 6

14	11	Robert Möller	59.208
----	----	---------------	--------

Row 7

16	99	Christoffer Jarl	
----	----	------------------	--

Row 8

--	--	--	--

Row 9

1	7	Mattias Lindberg	55.282
---	---	------------------	--------

3	77	Alexander Graff	55.795
---	----	-----------------	--------

5	96	Marcus Palmér	55.989
---	----	---------------	--------

7	86	Fredric Magnusson	56.310
---	----	-------------------	--------

9	81	Simon Magnusson	56.565
---	----	-----------------	--------

11	78	Jonas Fors	57.162
----	----	------------	--------

13	44	Peter Möller	57.535
----	----	--------------	--------

15	21	Andreas Nilsson	1:01.120
----	----	-----------------	----------

17	13	Toni Persic	
----	----	-------------	--

Results and Laptimes : www.raceresults.se

Timekeeping by : MB Racesupport AB

Publication-time

Time Printed 10-06-2016 - 20:40

Tävingsledare

Domare

Timekeeper

Martin Cruce

Jan Wendel

Alex Möller



Power Meet Ljungbyhed
Hyllinge MS

Heat name : V8 Thunder Cars - Race 2
Heat Date : 11 June 2016
Weather :
Circuit name : Ljungbyhed Park - 2050 mtr.

Participants Started	: 17	Participants Classified	: 12
Participants Finished	: 10	Participants Not Classified	: 6
Participants Not Finished	: 8		

Green flag at	: 15:38:10	Heat recording start time	: 14:06:41
Finish flag waved at	: 15:57:29	Heat recording end time	: 15:58:40
Total time under Green	: 19:18	Total of All Laps in Heat	: 241
Number of cautions	: 0	Total time under Yellow	: 00:00:00
Number of code-60's	: 0	Total time under Code-60	: 00:00:00

Leader history during the Heat

#	Nbr	Lap	to Lap	Name	Car
1	7	1	20	Mattias Lindberg	Ford Mustang -16

Best Lap time history during the Heat

#	Nbr	lap time	in lap	Name	Car	time of day
1	7	1:01.587	1	Mattias Lindberg	Ford Mustang -16	15:39:11
2	7	58.241	2	Mattias Lindberg	Ford Mustang -16	15:40:10
3	81	58.112	2	Simon Magnusson	Chevrolet Camaro	15:40:13
4	98	58.078	2	Stein-Frederic Akre	Chevrolet Camaro	15:40:19
5	7	58.037	3	Mattias Lindberg	Ford Mustang -16	15:41:08
6	81	57.666	3	Simon Magnusson	Chevrolet Camaro	15:41:11
7	86	57.581	3	Fredric Magnusson	Chevrolet Camaro	15:41:15
8	48	57.555	3	Andreas Wemersson	Chevrolet Camaro	15:41:25
9	7	56.912	4	Mattias Lindberg	Ford Mustang -16	15:42:04
10	7	56.867	5	Mattias Lindberg	Ford Mustang -16	15:43:01
11	7	56.814	6	Mattias Lindberg	Ford Mustang -16	15:43:58
12	86	56.800	6	Fredric Magnusson	Chevrolet Camaro	15:44:06
13	48	56.765	7	Andreas Wemersson	Chevrolet Camaro	15:45:14
14	77	56.761	10	Alexander Graff	Chevrolet Camaro	15:48:06
15	48	56.753	10	Andreas Wemersson	Chevrolet Camaro	15:48:07
16	48	56.676	11	Andreas Wemersson	Chevrolet Camaro	15:49:03
17	77	56.524	12	Alexander Graff	Chevrolet Camaro	15:49:59

Summary of number of laps in the lead

#	Nbr	Name	Car	# Laps in the lead
1	7	Mattias Lindberg	Ford Mustang -16	20